



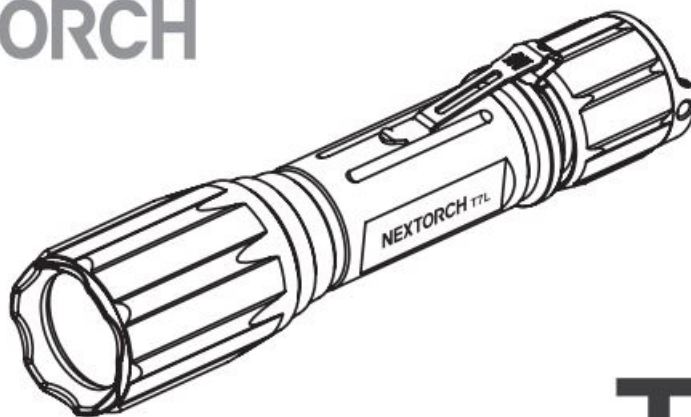
## NEXTORCH T7L Flashlight User Manual

[Home](#) » [NEXTORCH](#) » NEXTORCH T7L Flashlight User Manual 

*NEXTORCH T7L Flashlight User Manual*

# NEXTORCH

ENGLISH








Learn more on  
[www.nextorch.com](http://www.nextorch.com)

# T7L

### Contents

- [1 SPECIFICATIONS](#)
- [2 FEATURES](#)
- [3 INSTRUCTION](#)
- [4 MAINTENANCE](#)
- [5 WARRANTY](#)
- [6 CONTACT WITH NEXTORCH DESIGNER](#)
- [7 Documents / Resources](#)
  - [7.1 References](#)
- [8 Related Posts](#)

## SPECIFICATIONS

ANSI / PLATO-FL1	High	Low	Momentary on	Strobe
 Light Output	400 lm	45 lm	400 lm	400 lm
 Run Time	2 h 15 min	4 h 15 min	—	—
 Beam Distance	1100 m	350 m	—	—
 Impact Resistance	1 m			
 Waterproof	IPX7, 1 m			
Weight and Dimensions	Weight: 148 g / 5.22 oz (Without Battery) Size: 151 mm (Length) × 25.4 mm (Body Diameter) × 34 mm (Head Diameter)			
Body Material	Light Source: White-light Emitter			
	Aluminum Alloy			

Above tested specifications are strictly based on the standard of ANSI / PLATO-FL1. We tested T7L with 1 × 18650 (2600mAh) battery in 22 ± 3 . The specifications might be different when using a different battery or testing in a different environment.

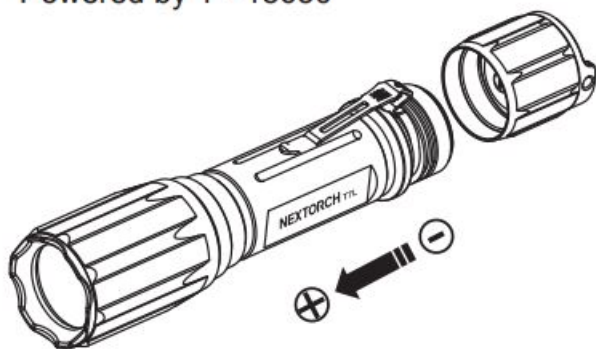
## FEATURES

- 1100 Meters Long-range Beam Distance
- Quickly Plug-in Remote Switch and Chargeable System
- Multi-function Switch for east momentary activation and mode switching
- Suitable for RM85S / RM87 universal mount, TS41-L remote switch, FT32 filter etc

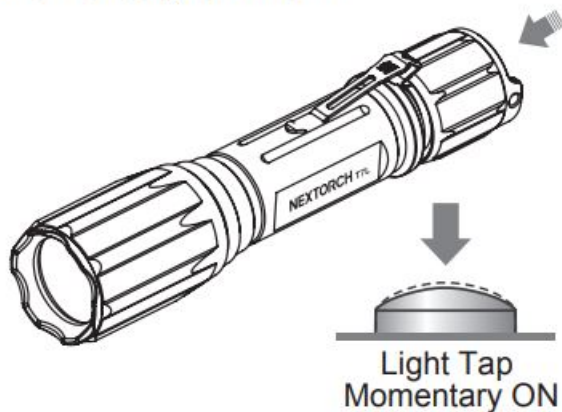
## INSTRUCTION

## • Battery Replacement

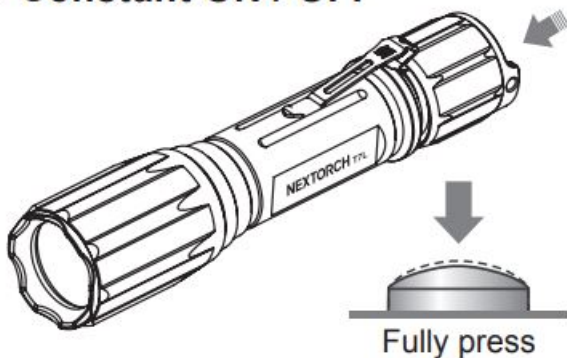
Powered by 1 × 18650



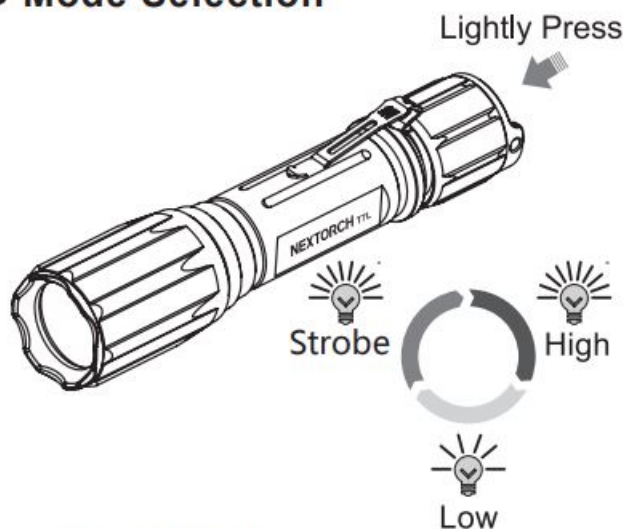
## • Momentary ON / OFF



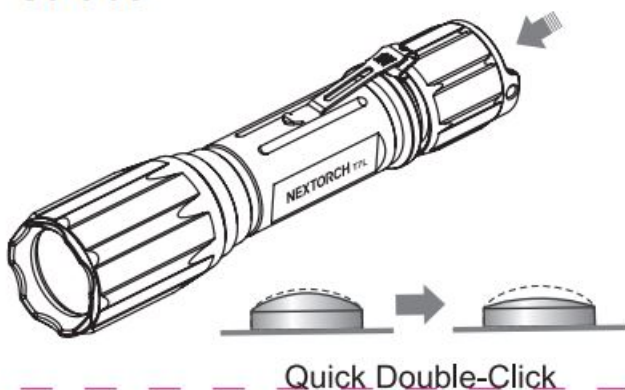
## • Constant ON / OFF



## • Mode Selection



## • Strobe



## ⚠ CAUTION

Do not direct a light into eyes

## MAINTENANCE

1. Being infected with seawater or any corrosive chemicals, please rinse immediately with clean water.
2. Please use high quality batteries; Remove batteries when not working for a long time, and then store in a cool dry place.
3. Replace waterproof O-ring immediately when considering of the damage with use.

## WARRANTY

1. NEXTORCH warrants our products to be free from any defects in workmanship and/or materials for a period of 15-day from the date of purchase. We will replace it. NEXTORCH reserves the right to replace an obsolete product with a current production, like model.
2. NEXTORCH warrants our products to be free of defect for 5-year of use. We will repair it.

3. The warranty excludes other accessories, but rechargeable batteries are warranted for 1 year from the date of purchase.
4. In the event that any issue with a NEXTORCH product is not covered under this warranty, NEXTORCH can arrange to have the product repaired for a reasonable fee.
5. You could access to NEXTORCH website ( [www.nextorch.com](http://www.nextorch.com) ) to gain warranty service information by scanning the following QR code.

You could also:

Email us at [service@nextorch.com](mailto:service@nextorch.com)

Call us: 0086-400-8300-799

OR contact your local dealer/distributor.



<http://aftersale.nextorch.com/>

## CONTACT WITH NEXTORCH DESIGNER

In order to improve NEXTORCH, we appreciate you could offer our designers your after-use feedback and creative suggestions by scanning the following QR code. Thank you!



<https://u.wechat.com/EGuBtiAPoaWrYHilfUcjk>



<https://www.facebook.com/nextorchlight>

## Documents / Resources



## [NEXTORCH T7L Flashlight](#) [pdf] User Manual T7L Flashlight, T7L, Flashlight

### References

- [NT NEXTORCH, Professional's Edge](#)
- [NT NEXTORCH Deutschland](#)