

NEXTORCH SMS20382 Multi Light Source USB Mini LED Flashlights



NEXTORCH SMS20382 Multi Light Source USB Mini LED Flashlights Instruction Manual

[Home](#) » [NEXTORCH](#) » NEXTORCH SMS20382 Multi Light Source USB Mini LED Flashlights Instruction Manual



Contents

- [1 NEXTORCH SMS20382 Multi Light Source USB Mini LED Flashlights](#)
- [2 Product Information](#)
- [3 Product Usage Instructions](#)
- [4 SPECIFICATIONS](#)
- [5 FEATURES](#)
- [6 IMPORTANT INSTRUCTION](#)
- [7 BATTERY INDICATOR](#)
- [8 MAINTENANCE](#)
- [9 WARRANTY](#)
- [10 CONTACT WITH NEXTORCH DESIGNER](#)
- [11 Documents / Resources](#)
 - [11.1 References](#)

NEXTORCH

NEXTORCH SMS20382 Multi Light Source USB Mini LED Flashlights



Product Information

Specifications

- **Light Output:** 3000 lm
- **Run Time:** 4 h 30 min (Medium), 60 h (Low), 2 h 45 min (High)
- **Beam Distance:** 118 m (Medium), 28 m (Low), 260 m (High)
- **Impact Resistance:** 2 m
- **Waterproof:** IPX7, 1 m
- **Material:** Aluminum Alloy
- **Battery:** One 21700
- **Light Source:** White/Red/Blue Light LEDs

Product Features

- Max output up to 3000 lumens.
- Type-C Rechargeable.
- Red and blue emergency flash for safety.
- One-step strobe and mode selection dual side switch for one-hand operation.
- Preset 600 lumens medium mode for daily use.

Product Usage Instructions

- **Battery Replacement**

Replace the battery with one 21700 battery.

- **White Light Strobe**

Press lightly for momentary on. Press fully for constant on/off.

- **Mode Selection**

Lightly press to select modes when the light is on. Press and hold for 1 second for red and blue light mode selection.

- **Battery Indicator**

Type-C Rechargeable with a charging time of about 4.5 hours. One blue flash indicates charging in progress, while four blue lights indicate a fully charged battery.

Maintenance

1. Rinse immediately with clean water if exposed to seawater or corrosive chemicals.
2. Use high-quality batteries and store them in a cool, dry place when not in use for an extended period.
3. If the waterproof O-ring is damaged, replace it promptly.

FAQ







• Q: How do I know the battery level?

A: The battery indicator will light up for 2 seconds. Four blue lights indicate 75% -100% charge, three blue lights indicate 50% -75%, two blue lights indicate 25% -50%, one red light indicates 10% -25%, and one red flash indicates 0% -10%.

• Q: What is the warranty on the product?

A: NEXTORCH offers a 5-year warranty on their products, ensuring freedom from defects in workmanship.

SPECIFICATIONS

ANSI / PLATO-FL1	Strobe	Momentary on	Medium	Low	High	Red & Blue Flash	Red Flash	Blue Flash	Red Light	Blue Light
 Light Output	3000 lm	3000 lm	600 lm	36 lm	3000 lm	2 lm	2 lm	2 lm	2 lm	2 lm
 Run Time	—	—	4 h 30 min	60 h	2 h 45 min	180 h	105 h	105 h	50 h	50 h
 Beam Distance	—	—	118 m	28 m	260 m	—	—	—	—	—
 Beam Intensity	—	—	3520 cd	204 cd	17000 cd	—	—	—	—	—
 Impact Resistance	2 m									
 Waterproof	IPX7, 1 m									
Weight and Dimensions	Weight: 164 g / 5.78 oz (Without Battery) Size: 160 mm (Length) × 35 mm (Head Diameter) × 28.5 mm (Body Diameter)									
Material	Light Source: White / Red / Blue Light LEDs									
	Aluminum Alloy									
Battery	One 21700									

The above tested specifications are strictly based on the standard of ANSI / PLATO-FL1. We tested P84 with One 21700 (4800mAh) Lithium battery at 22°C ± 3°C. The specifications might be different when using a different battery or testing in a different environment.

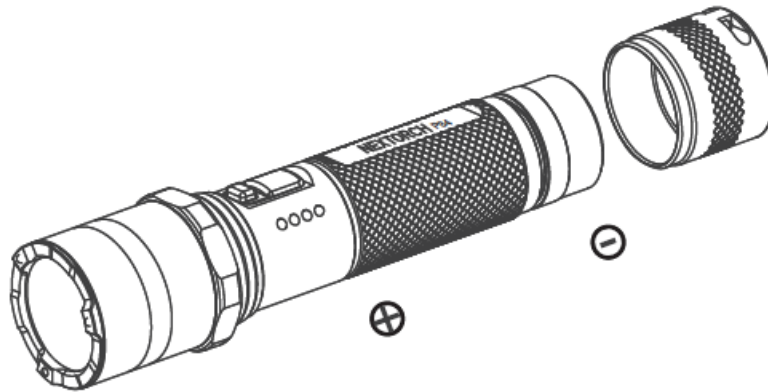
FEATURES

- Max output up to 3000 lumens.
- Type-C Rechargeable.
- Red and blue emergency flash to attract attention and keep safety.
- One-step strobe and mode selection dual side switch for one-hand operation.
- Preset 600 lumens medium mode as the first light pattern, more suitable for daily use.

IMPORTANT INSTRUCTION

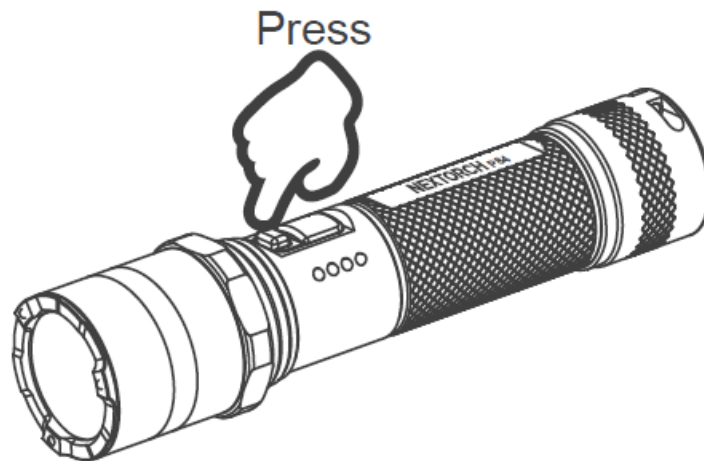
- **Battery Replacement**

One 21700 battery



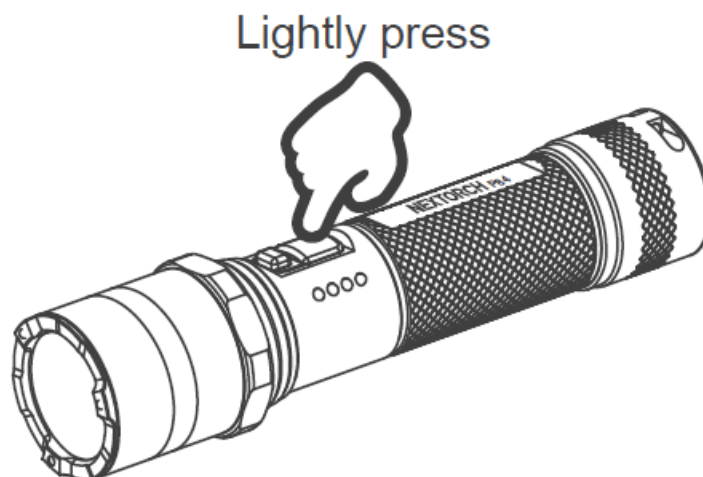
- **White Light**

Strobe



- **White Light**

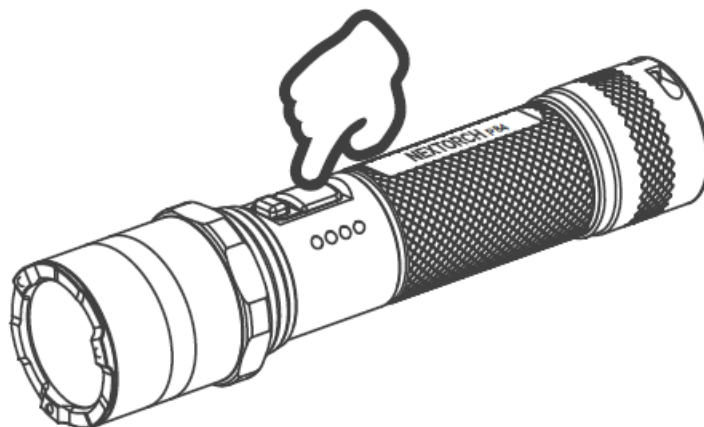
Momentary ON



- **White Light**

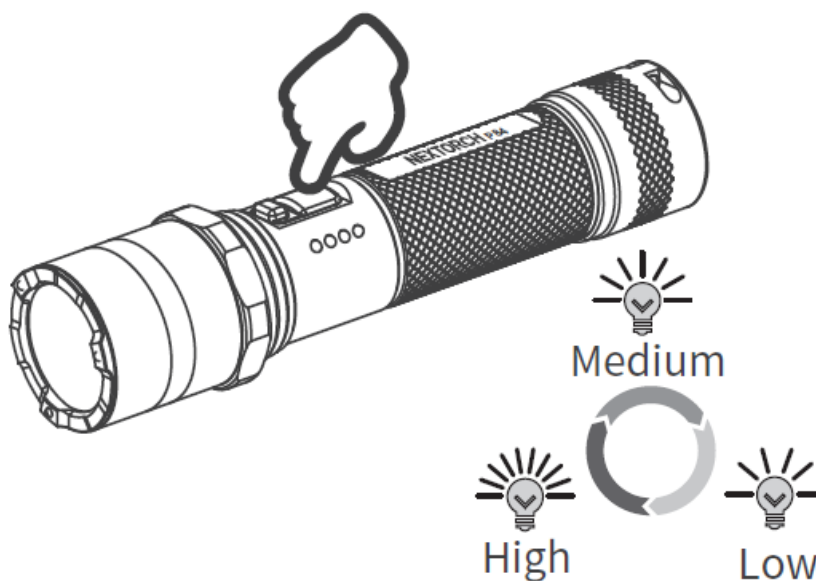
Constant ON/OFF

Fully press



- **White Light**

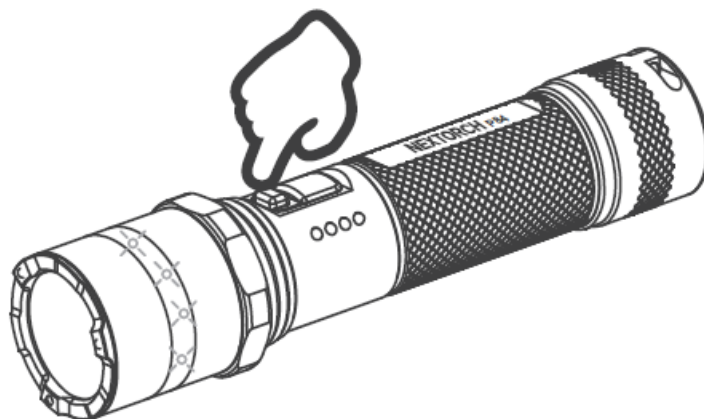
- Mode Selection
- Lightly press when the light is on



- **Red and Blue Light**

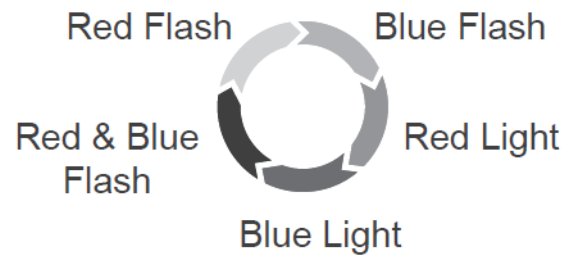
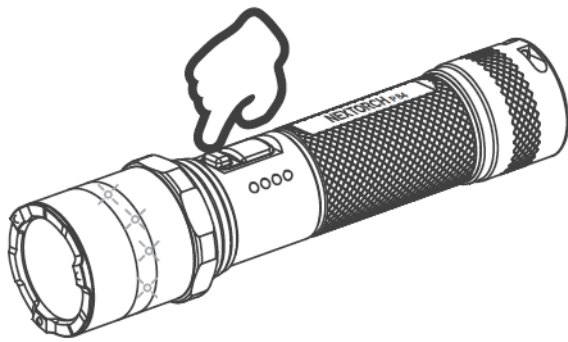
Red and Blue Flash

Press and hold
for 1 second



- **Red and Blue Light**

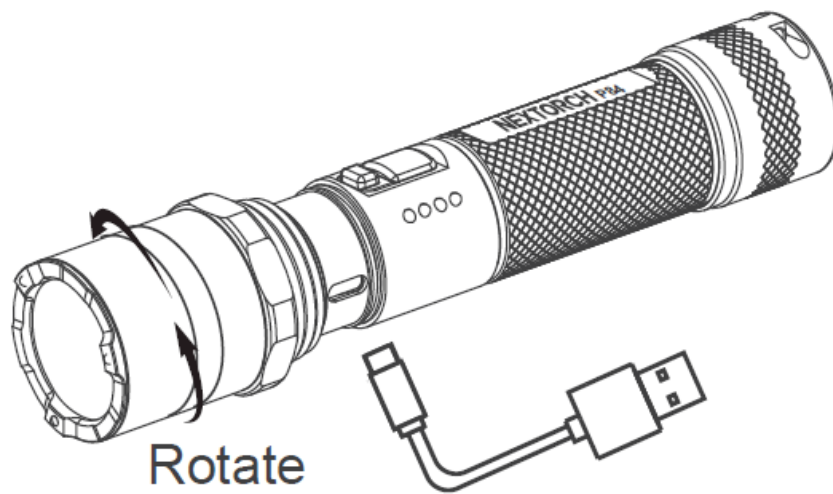
- Mode Selection
- Press when the red or blue light is on



BATTERY INDICATOR

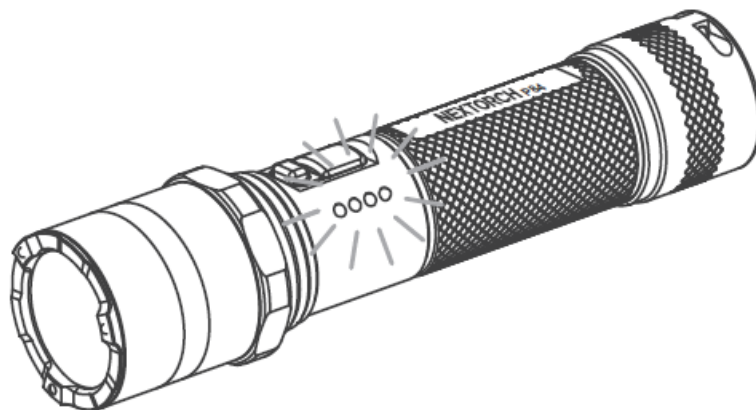
• USB Type-C Rechargeable

- Charging time is about 4.5 hours.
- **One blue flash:** charging in progress.
- **Four blue lights:** fully charged.



• Battery Capacity Indicator

- The battery indicator will light up for 2s only
- **Four blue lights:** 75% ~100%
- **Three blue lights:** 50% ~75%
- **Two blue lights:** 25% ~50%
- **One red light:** 10%~25%
- **One red flash:** 0%~10%



MAINTENANCE

1. Being infected with seawater or any corrosive chemicals, please rinse immediately with clean water.
2. Please use high-quality batteries; Remove batteries when not working for a long time, and then store them in a cool dry place.
3. If the waterproof O-ring is damaged, replace it immediately.

WARRANTY

1. NEXTORCH offers a 5-year warranty.
2. NEXTORCH warrants our products to be free from any defects in workmanship and/or material, we will replace or return faulty items. NEXTORCH reserves the right to replace similar products if the original one is discontinued.
3. The warranty excludes other accessories, but rechargeable batteries are warranted for 1 year from the date of purchase.
4. If Any accessories or products are not covered in the warranty, NEXTORCH can repair them for users at a reasonable fee.
5. Please scan the below QR code and access to NEXTORCH website (www.nextorch.com) to register your purchasing.
 - **Email us** info@nextorch.com
 - **Call us:** 0086-662-6602777
 - Or contact a local dealer



CONTACT WITH NEXTORCH DESIGNER


To improve NEXTORCH, we appreciate you could offer our designers your after-use feedback and creative suggestions by scanning the following QR code. Thank you!



Learn more on
www.nextorch.com.



Documents / Resources

	<p>NEXTORCH SMS20382 Multi Light Source USB Mini LED Flashlights [pdf] Instruction Manual</p> <p>SMS20382 Multi Light Source USB Mini LED Flashlights, SMS20382, Multi Light Source USB Mini LED Flashlights, Source USB Mini LED Flashlights, USB Mini LED Flashlights, Mini LED Flashlights, Flashlights</p>
---	--

References

- [NEXTORCH, Professional's Edge](#)
- [NEXTORCH Deutschland](#)
- [User Manual](#)

[Manuals+](#), [Privacy Policy](#)

This website is an independent publication and is neither affiliated with nor endorsed by any of the trademark owners. The "Bluetooth®" word mark and logos are registered trademarks owned by Bluetooth SIG, Inc. The "Wi-Fi®" word mark and logos are registered trademarks owned by the Wi-Fi Alliance. Any use of these marks on this website does not imply any affiliation with or endorsement.