

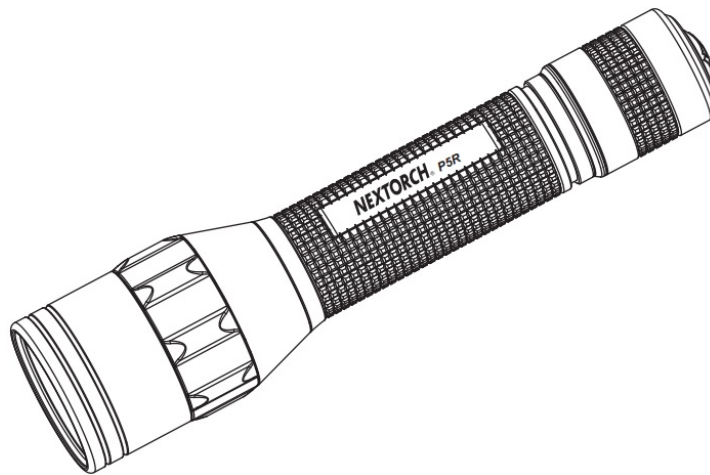


## NEXTORCH P5R Dual-Light Flashlight User Manual

[Home](#) » [NEXTORCH](#) » NEXTORCH P5R Dual-Light Flashlight User Manual 

# NEXTORCH

Learn more on  
[www.nextorch.com](http://www.nextorch.com)



**P5R**

## Contents

- [1 SPECIFICATIONS](#)
- [2 FEATURES](#)
- [3 QUICK START GUIDE](#)
- [4 HOW TO CHARGE](#)
- [5 ACCESSORIES](#)
- [6 MAINTENANCE](#)
- [7 WARRANTY](#)
- [8 Documents / Resources](#)
  - [8.1 References](#)
- [9 Related Posts](#)

## SPECIFICATIONS

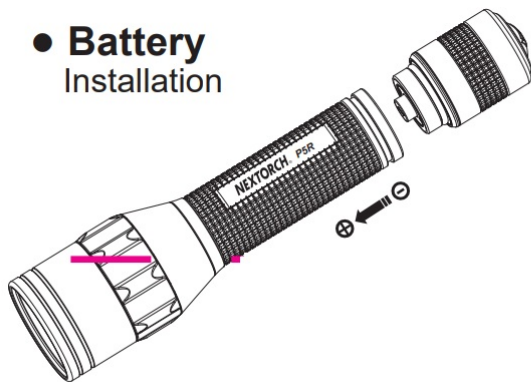
tSUID	taKtit' AV- L VD LtU / let(tt' AV- Li KtU Light LtU			
Battery	1x 18650 Li-ion battery			
Pre-set Modes	Momentary on (white / red)	High (white / red)	Low (white / red)	Strobe Hidden (white / red) S.O.S.
Output	800 lm / 131 lm	800 lm / 131 lm	45 lm / 15 lm	800 lm / 131 lm 1001m
Run Time		3 h 45 min / 5 h 45 min	27 h / 23 h	
Beam Distance	246 m			
Waterproof	IPX4			
Impact Resistance	1 m			
Body Material	Aerospace-grade aluminum 6061-16			
Dimensions	168 mm (Length) x 26 mm (Body Diameter) x 40 mm (Head Diameter)			
Weight	185 g / 6.53 oz (without battery)			

## FEATURES

- Dual-Light technology, white light / red light combination
- Micro USB direct charging design
- White light max output at 800 lumens, red light max output at 131 lumens
- DUO Switch operates in 2 modes, plus tactical strobe and S.O.S.
- Powered by one 18650 Li-ion battery or two CR123A batteries

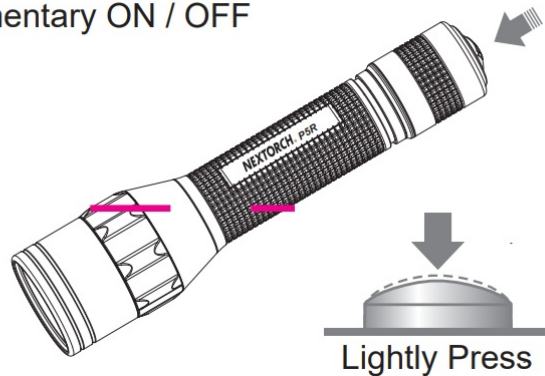
## QUICK START GUIDE

- **Battery**  
Installation

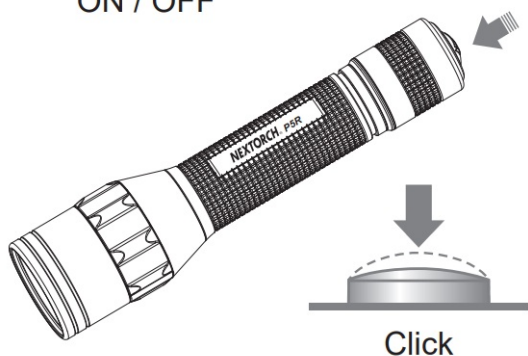


- **ON / OFF**

Momentary ON / OFF



- **CONSTANT**  
ON / OFF

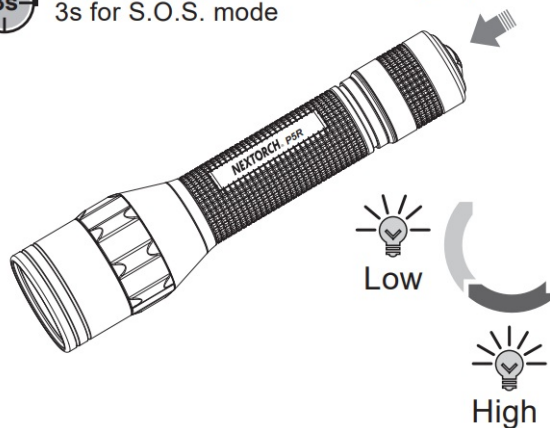


- **MODE SWITCH**

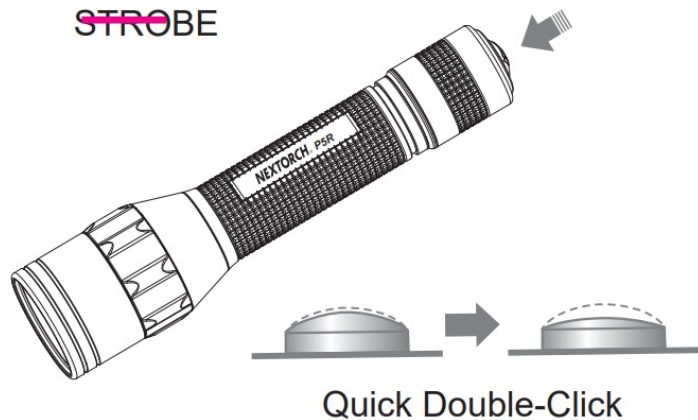


Press and hold for  
3s for S.O.S. mode

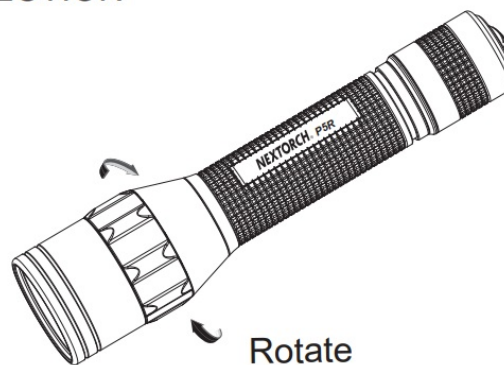
Lightly Press



- **DOUBLE - CLICK**  
~~STROBE~~

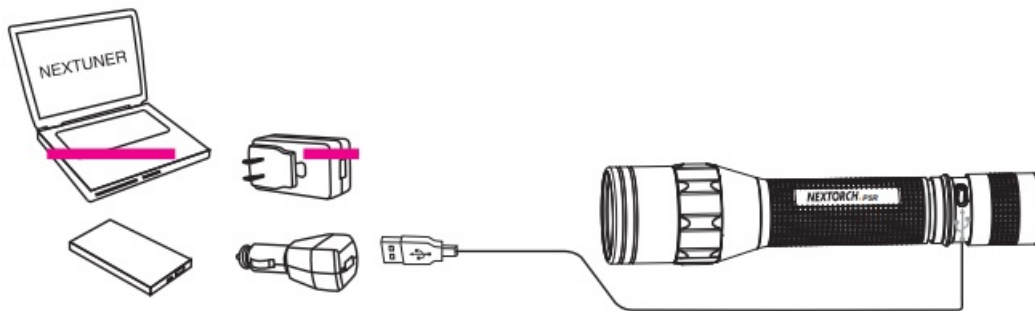


- **LIGHT SOURCE**  
SELECTION



## HOW TO CHARGE

1. Pull the tail ring up to reveal the charging USB interface
2. Connect the flashlight and computer via a USB cable.
3. When the light indicator appears:
  - 1) Red: charging in progress
  - 2) Green: full, charged
  - 3) P5R's charging Time: about 4h



## NOTICE

1. Do not shine directly into the eyes as the powerful light could cause a permanent injury.
2. Do not dismantle the bulb assembly.

## ACCESSORIES

NEXTORCH offers a full range of product accessories suited for your product. Learn more on [www.nextorch.com](http://www.nextorch.com). Compatible accessories applied for P5 IR: V5 Tactical holster, TS5-L, 18650 battery, CR123A, LT2113, HM1, RM25, RM8, RM81, RM82, RM83, RM84, RM85, BM1, UCC, SL6, LC6

## MAINTENANCE

1. Being infected with seawater or any corrosive chemicals, please rinse immediately with clean water.
2. Please use high-quality batteries; Remove batteries when not working for a long time, and then store in a cool dry place.
3. If the waterproof O-ring is damaged, replace it immediately.

## WARRANTY

1. NEXTORCH offers a 5-year warranty.
2. NEXTORCH warrants our products to be free from any defects in workmanship and material, we will replace or return the faulty items. NEXTORCH reserves the right to replace similar products if the original one is discontinued.
3. The warranty excludes other accessories, but rechargeable batteries are warranted for 1 year from the date of purchase.
4. Any accessories or products are not covered in the warranty, NEXTORCH can repair for users with a reasonable fee.
5. Please scan the below QR code and access to NEXTORCH website ( [www.nextorch.com](http://www.nextorch.com) ) to register your purchase.

Email us [info@nextorch.com](mailto:info@nextorch.com)

Call us: 0086-662-6602777

Or contact local dealer



<http://aftersale.nextorch.com/>

### CONTACT WITH NEXTORCH DESIGNER

In order to improve NEXTORCH, we appreciate you could offer our designers your after-use feedback and creative suggestions by scanning the following QR code. Thank you!

	
<a href="https://u.wechat.com/EGuBltiAPoaWrYHilfUcjnk">https://u.wechat.com/EGuBltiAPoaWrYHilfUcjnk</a>	<a href="https://www.facebook.com/nextorchlight">https://www.facebook.com/nextorchlight</a>

### Documents / Resources

	<p><a href="#">NEXTORCH P5R Dual-Light Flashlight</a> [pdf] User Manual P5R, Dual-Light Flashlight, Flashlight</p>
---	--

### References

- [NT NEXTORCH, Professional's Edge](#)