

NEXTORCH P5IR Dual Color LED Flashlight User Manual

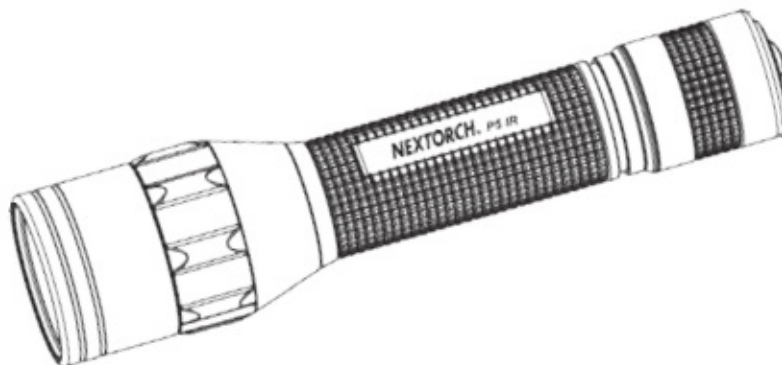
[Home](#) » [NEXTORCH](#) » NEXTORCH P5IR Dual Color LED Flashlight User Manual 

Contents

- [1 NEXTORCH P5IR Dual Color LED Flashlight](#)
- [2 SPECIFICATIONS](#)
- [3 FEATURES](#)
- [4 QUICK START GUIDE](#)
- [5 HOW TO CHARGE](#)
- [6 ACCESSORIES](#)
- [7 MAINTENANCE](#)
- [8 WARRANTY](#)
- [9 CONTACT WITH NEXTORCH DESIGNER](#)
- [10 Documents / Resources](#)
 - [10.1 References](#)
- [11 Related Posts](#)

NEXTORCH

NEXTORCH P5IR Dual Color LED Flashlight



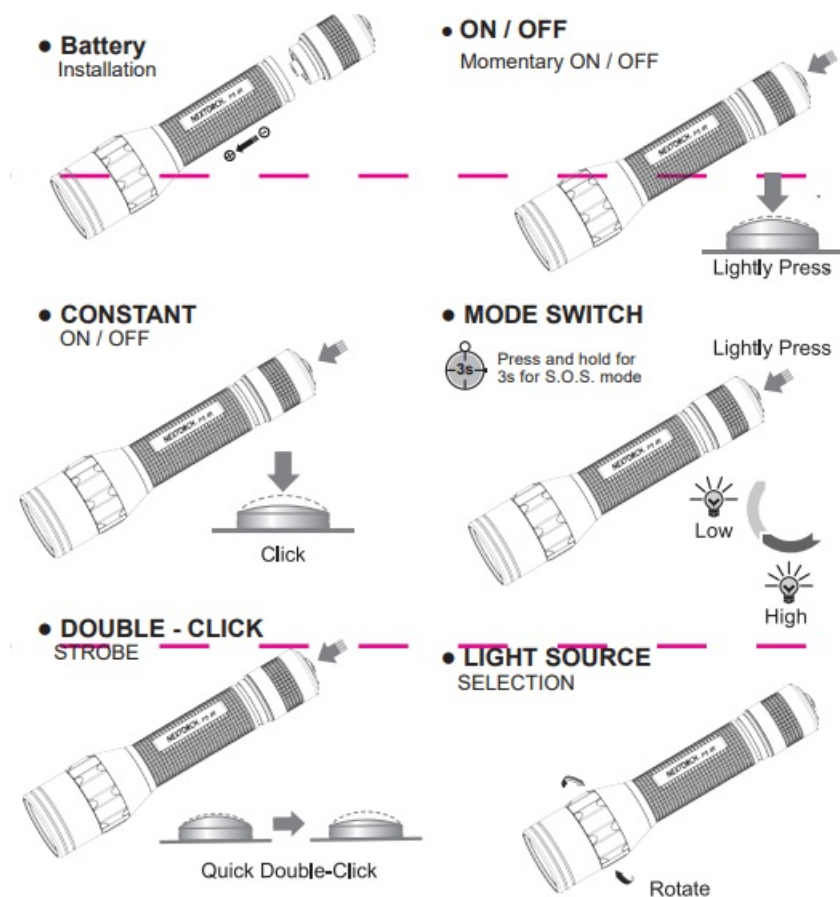
SPECIFICATIONS

Bulb	CREE® XP-L V5 LED / IR LED				
Battery	1×18650 Li-ion battery				
Pre-set Modes	Momentary on (white / IR)	High (white / IR)	Low (white / IR)	Strobe (white / IR)	Hidden S.O.S.
Output	800lm / 500mw	800lm / 500mw	45lm / 52mw	800lm / 500mw	100lm
Run Time	—	3h45min / 5h	27h / 23h	—	—
Beam Distance	246 m				
Waterproof	IPX4				
Impact Resistance	1m				
Body Material	Aerospace grade aluminum 6061-T6				
Dimensions	168 mm (Length) × 26 mm (Body Diameter) × 40 mm (Head Diameter)				
Weight	185g / 6.53 oz (without battery)				

FEATURES

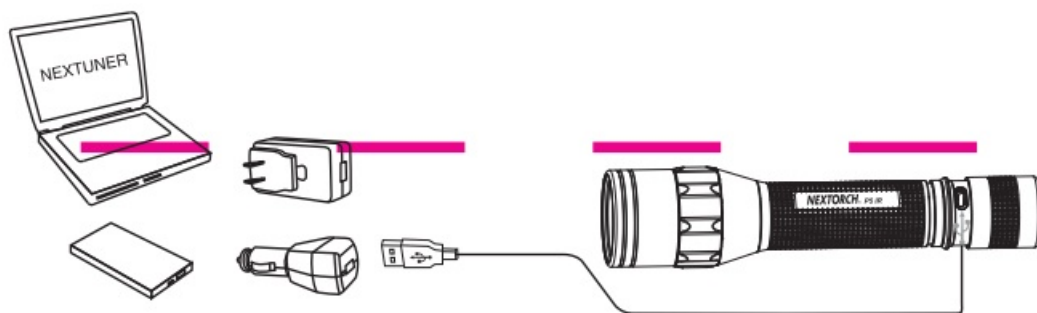
- Dual-Light technology, white light/IR light combination
- Micro USB direct charging design
- White light max output at 800 lumens, IR max output at 500 MW
- DUO Switch operates in 2modes, plus tactical strobe and S.O.S.
- Powered by one 18650 Li-ion battery or two CR123A batteries

QUICK START GUIDE



HOW TO CHARGE

1. Pull the tail ring up to reveal the charging USB interface
2. Connect the flashlight and computer via a USB cable.
3. When the light indicator appears:
 1. **Red:** charging in progress
 2. **Green:** fully-charged
 3. **P5 IR's charging Time:** about 4h



NOTICE

1. Do not shine directly into eyes as the powerful light could cause a permanent injury.
2. Do not dismantle the bulb assembly.

ACCESSORIES

NEXTORCH offers a full range of product accessories suited for your product. Learn more on www.nextorch.com. Compatible accessories applied for P5 IR: V5 Tactical holster, TSS-L, 18650 battery,

MAINTENANCE

1. Being infected with seawater or any corrosive chemicals, please rinse immediately with clean water
2. Please use high quality batteries; Remove batteries when not working for a long time, and then store in a cool dry place.
3. If the waterproof O-ring is damaged, replace it immediately.

WARRANTY

1. NEXTORCH offers 5-year warranty.
2. NEXTORCH warrants our products to be free from any defects in workmanship and material, we will replace or return faulty item. NEXTORCH reserves the right to replace similar products if original one is discontinued.
3. The warranty excludes other accessories, but rechargeable batteries are warranted for 1 year from date of purchase.
4. Any accessories or products are not covered in the warranty, NEXTORCH can repair for users with reasonable fee.
5. Please scan the below QR code and access to NEXTORCH website (www.nextorch.com) to register your purchasing.
 1. Email us info@nextorch.com
 2. Call us; 0086-662-6602777 Or contact local dealer



CONTACT WITH NEXTORCH DESIGNER

In order to improve NEXTORCH, we appreciate you could offer our designers your after-use feedback and creative suggestions by scanning the following QR code. Thank you!



 <p>產品尺寸: 100mm×30mm 產品重量: 110gmm×30mm 包裝尺寸: 210mm×30mm 材料: 鋁合金 顏色: 黑色 附件: 充電器、充電線、說明書、保修卡</p>	<p>NEXTORCH P5IR Dual Color LED Flashlight [pdf] User Manual</p> <p>P5IR, Dual Color LED Flashlight, LED Flashlight, P5IR, Flashlight</p>
---	--

References

- [NT NEXTORCH, Professional's Edge](#)