

NEXTORCH oStar Multi-function Headlamp Compatible User Manual

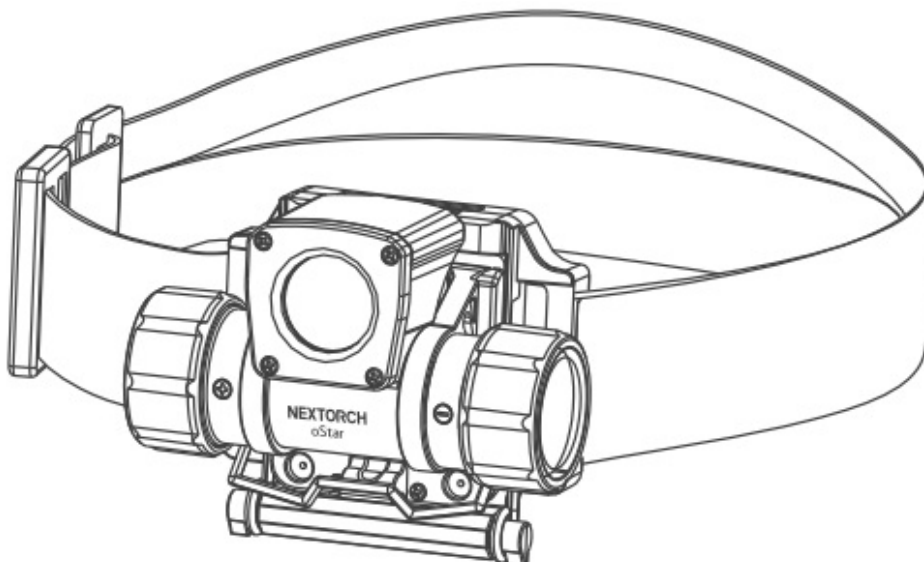
[Home](#) » [NEXTORCH](#) » NEXTORCH oStar Multi-function Headlamp Compatible User Manual 

Contents



- [1 NEXTORCH oStar Multi-function Headlamp Compatible](#)
- [2 SPECIFICATIONS](#)
- [3 FEATURES](#)
- [4 QUICK START GUIDE](#)
- [5 MOUNT ON HELMET](#)
- [6 MAINTENANCE](#)
- [7 WARRANTY](#)
- [8 CONTACT WITH NEXTORCH DESIGNER](#)
- [9 Documents / Resources](#)
 - [9.1 References](#)
- [10 Related Posts](#)

NEXTORCH

NEXTORCH oStar Multi-function Headlamp Compatible



SPECIFICATIONS

ANSI / PLATO FL1	High	Medium	Low	S.O.S.
 Output	500 lm	185 lm	25 lm	185 lm
 Run Time	6 h 30 min	14 h	60 h	—
 Beam Distance	131 m	75 m	27 m	—
 Beam Intensity	4290 cd	1406 cd	182 cd	—
 Impact Resistance	2 m			
 Water Resistant	IPX4			
Weight and Dimensions	Weight: 87 g / 3.06 oz			
	Size: 78 mm (Length) × 65 mm (Width) × 46 mm (Height)			
<div>Material</div>	Light Source: OSRAM P9 LED			
	PA + GF			
Battery	18650 Battery			

Above tested specifications are strictly based on the standard of ANSI / PLATO-FL1. We tested oStar with 1 × 18650 (2600 mAh) battery in 22 °C ± 3 °C. The specifications might be different when using a different battery or testing in a different environment.

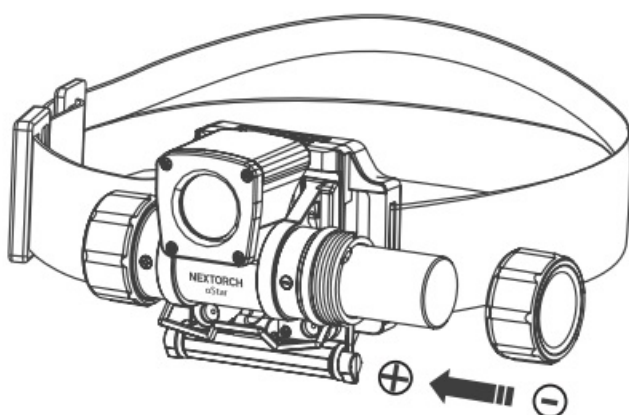
FEATURES

- OSRAM P9 LED, max output up to 500 lumens.
- Compatible with most hard hats and tactical helmets with NVG mount.
- Can be adsorbed on the iron by its built-in magnet.
- Powered by one 18650 rechargeable Li-ion battery.

QUICK START GUIDE

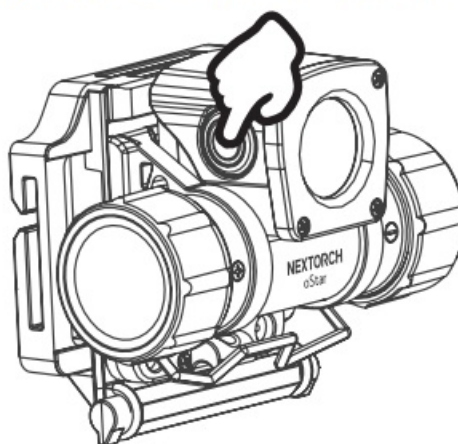
• Battery Replacement

Powered by 1 × 18650 battery.



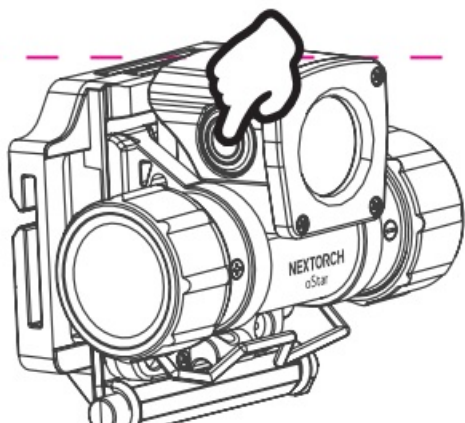
• ON / OFF

Long press the switch for 1 second.



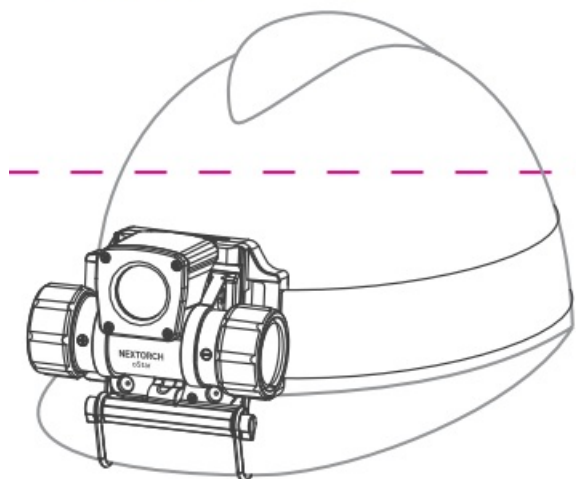
• Mode Switch

Press the switch when the light is on, long press 3 seconds for S.O.S. mode.



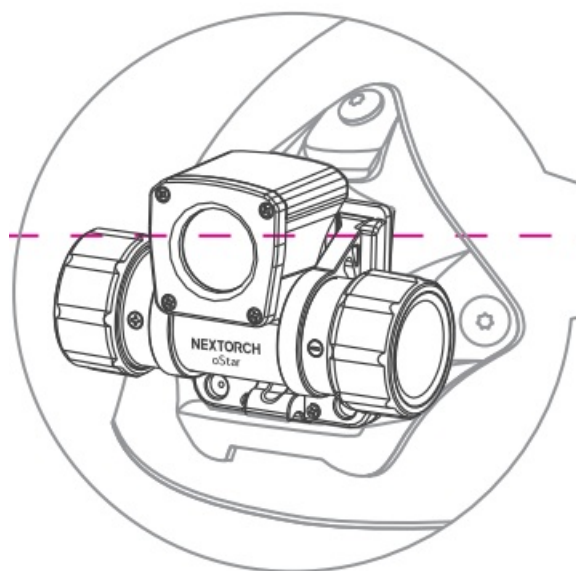
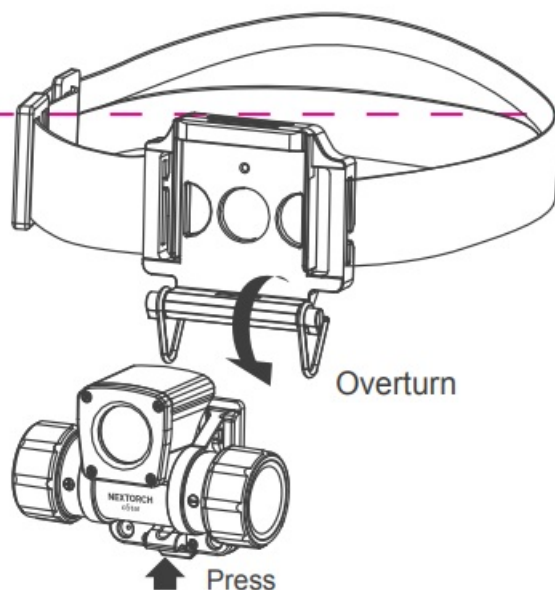
MOUNT ON HELMET

• Hard Hat

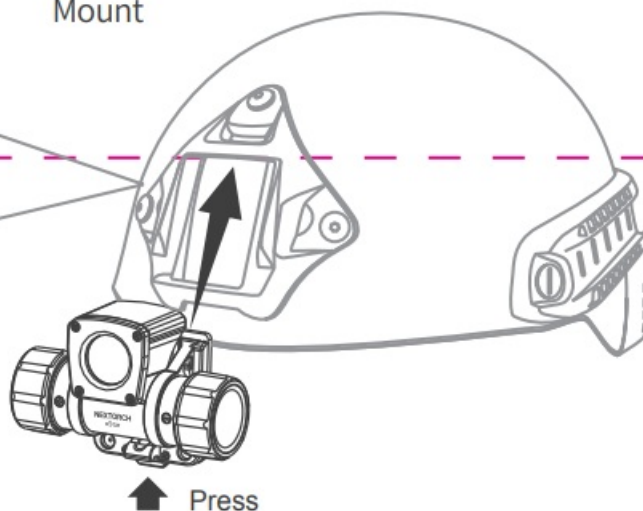


• Tactical Helmet with NVG Mount

Disassembly



Mount



MAINTENANCE

1. Being infected with seawater or any corrosive chemicals, please rinse immediately with clean water.
2. Please use high quality batteries; Remove batteries when not working for a long time, and then store in a cool dry place.
3. Replace waterproof O-ring immediately when considering of the damage with use.

WARRANTY


1. NEXTORCH warrants our products to be free from any defects in workmanship and/or materials for a period of 15-day from the date of purchase. We will replace it. NEXTORCH reserves the right to replace an obsolete product with a current production, like model.
2. NEXTORCH warrants our products to be free of defect for 5-year of use. We will repair it.
3. The warranty excludes other accessories, but rechargeable batteries are warranted for 1 year from the date of purchase.

4. In the event that any issue with a NEXTORCH product is not covered under this warranty, NEXTORCH can arrange to have the product repaired for a reasonable fee.
5. You could access to NEXTORCH website (www.nextorch.com) to gain warranty service information by scanning the following QR code. You could also:
Email us at service@nextorch.com
Call us: 0086-400-8300-799
OR contact your local dealer/distributor.

CONTACT WITH NEXTORCH DESIGNER

In order to improve NEXTORCH, we appreciate you could offer our designers your after-use feedback and creative suggestions by scanning the following QR code. Thank you!

Documents / Resources



[NEXTORCH oStar Multi-function Headlamp Compatible](#) [pdf] User Manual
oStar, Multi-function Headlamp Compatible, Headlamp Compatible, Compatible, oStar

References

- [NT NEXTORCH, Professional's Edge](#)
- [NT NEXTORCH Deutschland](#)