



Nextmug Temperature Controlled Self Heating Mug User Manual

[Home](#) » [Nextmug](#) » Nextmug Temperature Controlled Self Heating Mug User Manual 

Contents

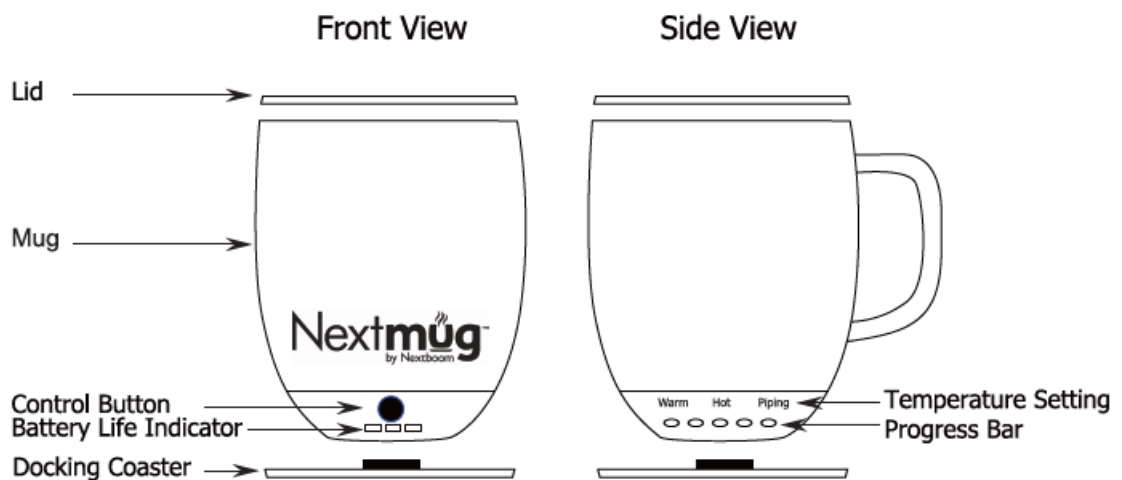
- [1 Nextmug-Temperature-Controlled-Self-Heating-Mug-product](#)
- [2 Get To Know Your Mug](#)
- [3 Turning Mug On](#)
- [4 Adjusting Temperature](#)
- [5 Tracking Temperature](#)
- [6 Battery Life Indicator](#)
- [7 Docking Coaster & Charging Your Mug](#)
- [8 Auto-Off Sensor](#)
- [9 Spill-Resistant Lid \(optional\)](#)
- [10 Product Safeguards for Mug, Lid & Docking Coaster](#)
- [11 Warranty](#)
- [12 Documents / Resources](#)
- [13 Related Posts](#)



Nextmug-Temperature-Controlled-Self-Heating-Mug-product



Get To Know Your Mug



What's Included

- Nextmug
- Spill-Resistant Lid
- Docking Coaster
- Power Cord & Adapter

Turning Mug On

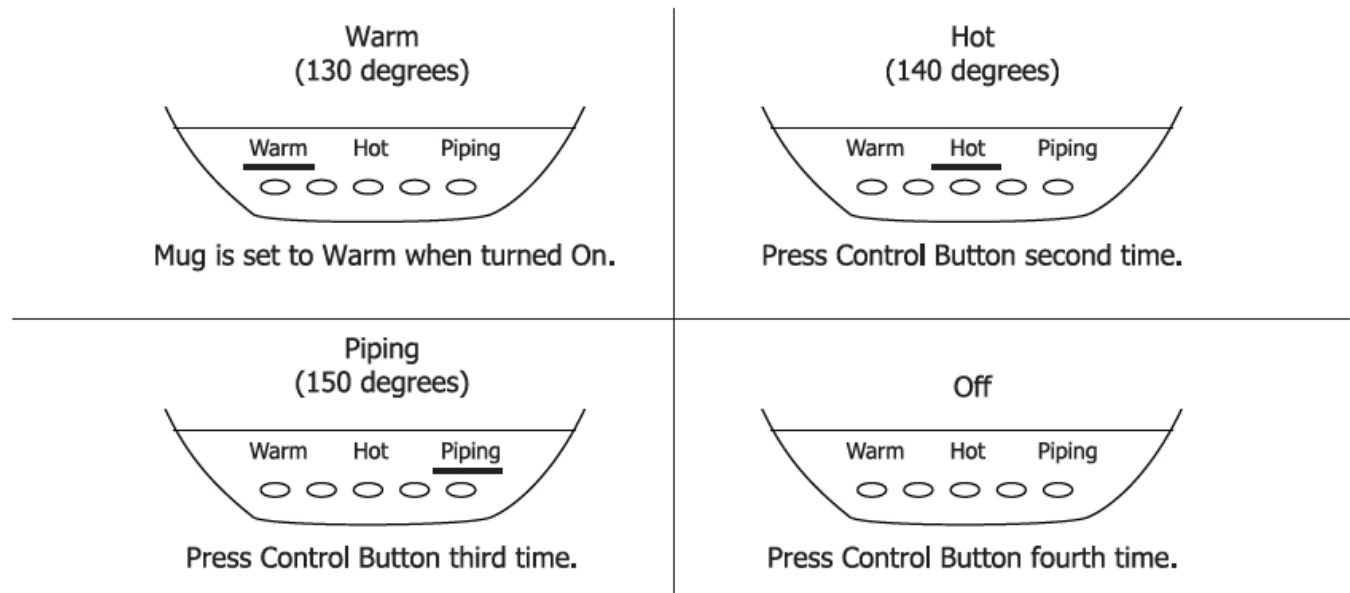
Press Control Button once to turn mug On. (This will also set the mug to the Warm setting.)



Press once to turn On & activate Warm setting

Adjusting Temperature

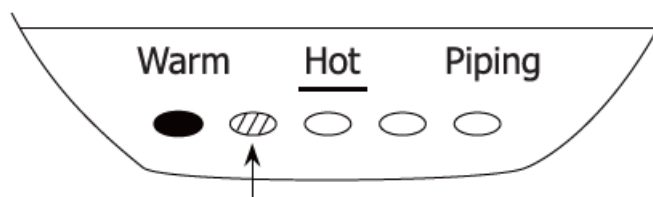
Press Control Button to select your perfect Temperature Setting:



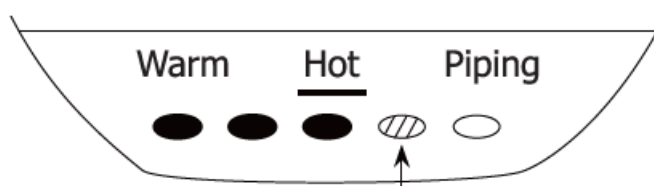
Please note: Each time you press the Control Button, it will cycle through the temperature settings on the mug, with the fourth press turning the mug Off.

Tracking Temperature

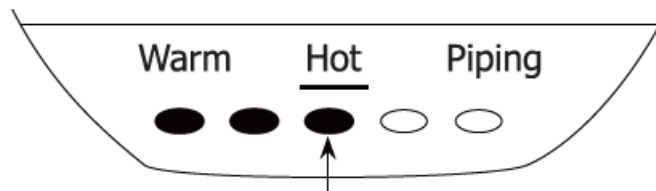
Your mug will calibrate the temperature of your beverage to the selected Temperature Setting. This is displayed on the Temperature Progress Bar.



Light sensor of current temperature will pulse to indicate beverage is heating.



Light sensor of current temperature will pulse to indicate beverage is cooling.

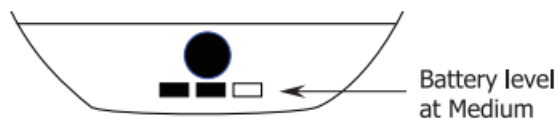


Light Sensors will remain solid & Nextmug will maintain Temperature Setting.

Battery Life Indicator

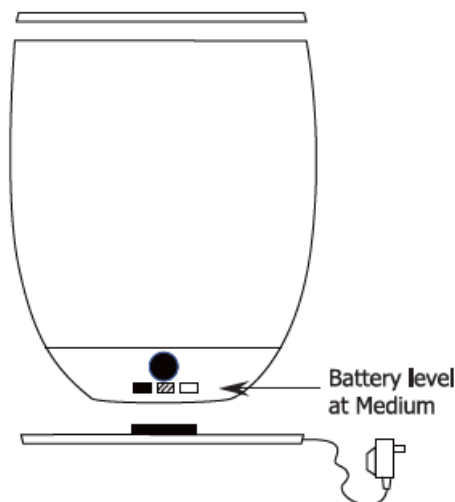
The Battery Life Indicator lights show the battery level at Low, Medium or High.

Note: The first light will pulse red when battery life is below 10%.



Docking Coaster & Charging Your Mug

Your Nextmug comes with a Docking Coaster that charges the mug. To use, insert power adapter into a standard 120 volt wall outlet and plug power cord into the Docking Coaster. Dry mug and Docking Coaster thoroughly before charging. When fully charged and using the spill-resistant lid, your mug will maintain its temperature for up to several hours while undocked. To enjoy your mug for longer periods of time, use continuously with the Docking Coaster. While docked, the Battery Life Indicator lights pulse to show the current battery charging level. When battery is fully charged, all three lights will be solid.



Auto-Off Sensor

If the mug is On but liquid is not present, all lights will blink simultaneously after approximately 10 seconds and the mug will automatically turn Off after 60 seconds. If the mug is On and liquid is present, the mug will automatically turn Off when it has not been moved for 2 hours while docked.

Spill-Resistant Lid (optional)

Your mug comes with a Spill-Resistant lid. To use the lid, place it on top of the mug and press down firmly to seal it

in place. Use of the lid (optional) will keep your beverage at the selected temperature longer while undocked.

Product Safeguards for Mug, Lid & Docking Coaster

When using this product, basic safety should always be followed, including the following:

1. Read all instructions carefully.
2. Mug is safe for hand wash using mild soap. Do not place in dishwasher. Do not submerge in water. Dry mug and Docking Coaster thoroughly before charging.
3. Unplug power supply from the wall when not in use and before cleaning. To clean the power supply and charging coaster, use a clean, dry cloth. Do not immerse in water or other liquid. This could result in fire, electric shock and injury to person.
4. Do not microwave.
5. Do not place near heat sources or heat-producing devices.
6. Do not touch hot surfaces inside mug.
7. Use only power supply and docking coaster provided with the mug for charging. Do not use any other third-party accessories.
8. Do not operate the product with a damaged cord, plug or docking coaster, or after the product malfunctions. Attempting to open or service the unit voids all warranties and may cause injury to user. If you experience problems with the product, discontinue use and contact customer service for assistance.
9. This product is intended for use with consumable liquids such as coffee or tea.
10. Use caution when consuming hot liquids.
11. Ensure the lid is secured firmly to avoid spilling. Do not use any other lids with mug.
12. Close supervision is necessary when any appliance is used near children.
13. If any of the instructions provided are not followed, or if the equipment is used in a manner not specified by the manufacturer, the protection provided by the equipment for fire, electric shock, or injury to persons may be impaired.
14. Follow EPA and local recycling guidelines for battery disposal. Do not dispose of the battery by crushing, cutting or exposing to fire or high temperature. Such disposal can result in an explosion.
15. Do not expose the battery to high temperature or extremely low air pressure as leakage of flammable material can occur.

Warranty

This warranty runs for one (1) year from the date of original purchase and applies solely to the original purchaser/user of the Nextmug. This warranty covers any defects in materials or workmanship, with the exceptions stated below. The warranty shall not apply to problems arising from: normal wear; failure to adhere to enclosed operating instructions; accidents (including, but not limited to, microwave use and submersion into water); consumables (such as batteries); use with improper voltage or power supply; products missing a proper serial or identification number; products subject to negligence, improper use, maintenance or storage; products damaged by circumstances beyond Nextboom Inc.'s control; loss or damage to removable parts; or products modified (including, but not limited to, modifications through the use of unauthorized parts or attachments) or repaired by anyone other than Nextboom, Inc., or its designee. With appropriate proof of purchase, Nextboom, Inc., at its sole option, may repair any defects in materials or workmanship or may replace these products with products of similar features and price. Nextboom, Inc.'s sole obligation and your exclusive remedy under this warranty shall be limited to such repair or replacement. This warranty excludes all incidental or consequential damages. You may have other legal rights that vary by state. Please visit www.nextmug.com for current Warranty details.

Contact Us


We're here to help. Contact us at Customerservice@Nextmug.com For more information, visit our Help Center at www.nextmug.com/support or scan the QR code:



Recyclable Packaging

Please recycle. All packaging is 100% recyclable.

Documents / Resources

| | |
|---|---|
|  | Nextmug Temperature Controlled Self Heating Mug [pdf] User Manual Temperature Controlled Self Heating Mug, Temperature, Controlled Self Heating Mug, Self Heating Mug, Heating Mug |
|---|---|