



Next Century LS4 Wireless Leak Sensor Installation Guide

[Home](#) » [Next Century](#) » Next Century LS4 Wireless Leak Sensor Installation Guide 

NextCentury™ SUBMETERING SOLUTIONS LS4 Wireless Leak Sensor Installation Guide



Contents

- [1 Product Overview](#)
- [2 Technical Specifications](#)
- [3 Package Contents](#)
- [4 In-Field Installation](#)
- [5 LED Indicators](#)
- [6 Programming & Wireless Check-In](#)
- [7 Advanced Features & Troubleshooting](#)
- [8 Television and Radio Interference](#)
- [9 Warranty/Disclaimer Scope of Warranty](#)
- [10 Contact Information](#)
- [11 Documents / Resources](#)
 - [11.1 References](#)
- [12 Related Posts](#)

Product Overview

The LS4 Leak Sensor introduces advanced water detection and alerting to the NextCentury platform. Featuring LeakSense+™ technology, the LS4 protects against costly water damage claims and repairs.

Technical Specifications

Certifications

FCC: 2AB8I-LS4 IC: 20949-LS4

Wireless Communication

- Two-way NextCentury RF Connect™
- 902-928 MHz Unlicensed Band

Sense Cable Options

- Connect additional Sense Cables onto each other to extend the detection area (additional Sense Cables sold separately)
- Up to 12' of Sense Cable length

In-Field Setup

- Simple programming and verification using a mobile app

Battery

- Preinstalled, field-replaceable CR18505
- Estimated 10-year battery life*

*Note: 10-year battery estimated with operating temperatures between 60°F-90°F, and 6-hr device check-in. Achieved battery life can be greater or less than 10 years depending on the meter type, system configuration, and lifetime operating temperature.

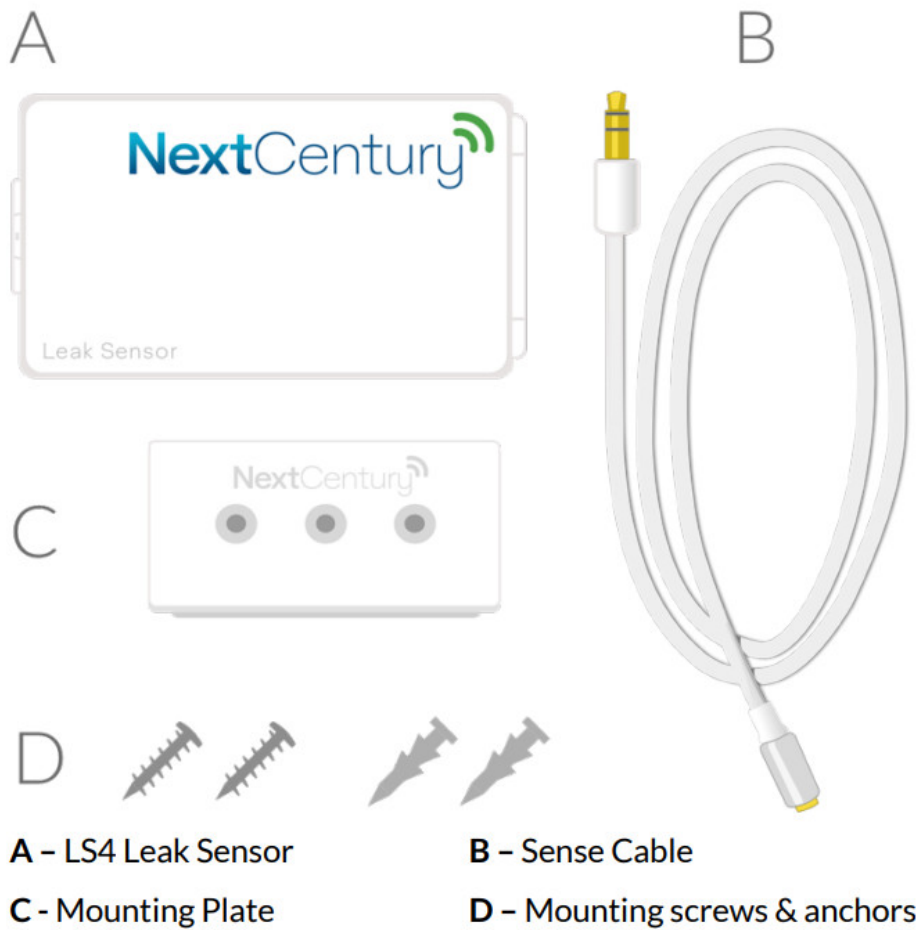
Dimensions

- 3.3in x 1.8in x 1.3in (84mm x 46mm x 33mm)

Operation Environment:

- 20°C to 60°C (-4°F to 140°F)
- Indoor installation

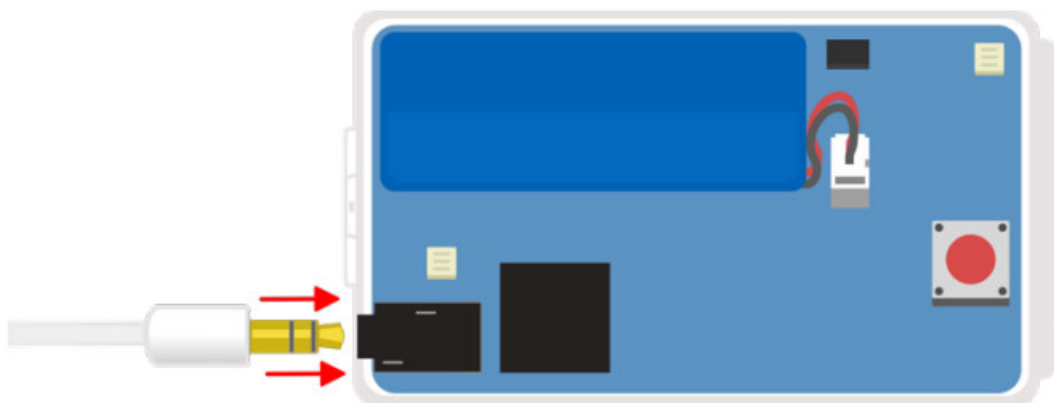
Package Contents



In-Field Installation

Mounting Plate Installation

- Peel off the backing on the included adhesive pad and mount it onto the wall
- (Optional) For additional holding strength, the included screws and plastic anchors can be used. Pre-drill using a 7/32" (5.5mm) drill bit



Cable Connection

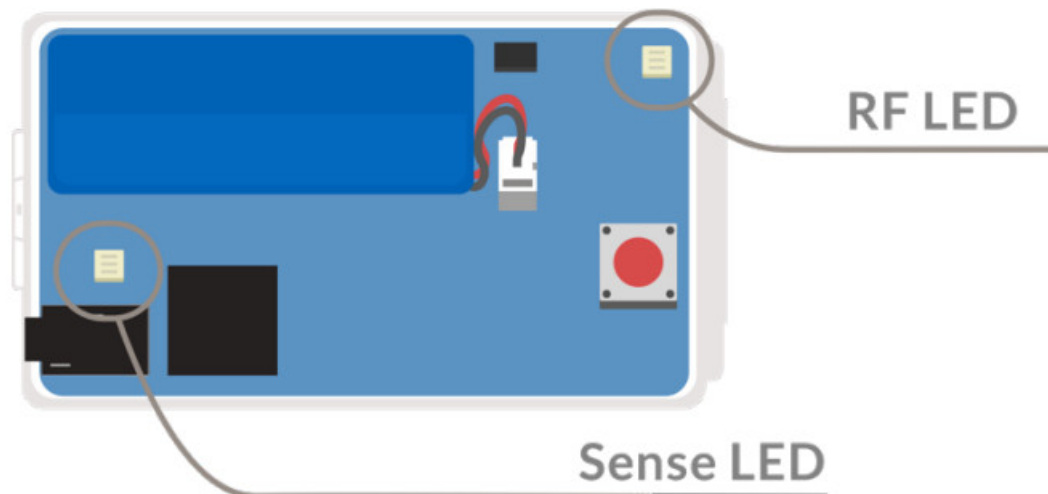
- Connect the Sense Cable to the LS4
- An audible chime will confirm the connection

Leak Sense Zone

- Lay out the Sense Cable under the appliance or water system and secure

LED Indicators

The LS4 features two separate LED indicators with simple color-coded feedback.



Programming & Wireless Check-In

Property Setup

The next century website or NCSS mobile app can be used to set up and configure the property, units, and meters. Visit support.nextcenturymeters.com for additional property setup details.


Programming

Property programming is the process of associating Leak Sensor serial numbers to the meters they are reading. Scan the barcode to ensure the serial number is entered accurately.



Gateway Device Management

After programming, the connected Gateway will automatically sync and communicate with the LS4.



Wireless Connection LED Indicators

The RF LED indicator provides feedback to easily check that the LS4 is within range of the property's Gateway (either directly, or through Repeaters)

- Tap the Test Connect button
- The LS4 RF LED will rapidly blink red, indicating it is transmitting
- The RF LED will then blink 2x green if a response is received from the Gateway



Wireless Troubleshooting

If the RF LED does not blink green after tapping the Test Connect button, then the LS4 is not receiving a response from the Gateway. The following steps can help identify the issue:

- If the LS4 does not blink green, even when close to the Gateway, make sure it has been programmed to the property and the Gateway is online
- Try multiple times—if eventually a response is received, then an additional Repeater may be needed to improve the wireless network
- Move the LS4 closer to the Gateway or nearest Repeater. If a response is received, then an additional A repeater may be needed

Advanced Features & Troubleshooting

Visit support.nextcenturymeters.com for additional guides and troubleshooting information.

Television and Radio Interference

NOTE: This equipment has been tested and found to comply with the limits for a Class B digital device, pursuant to part 15 of the FCC Rules. These limits are designed to provide reasonable protection against harmful interference in a residential installation. This equipment generates, uses, and can radiate radio frequency energy

and, if not installed and used in accordance with the instructions, may cause harmful interference to radio communications. However, there is no guarantee that interference will not occur in a particular installation. If this equipment does cause harmful interference to radio or television reception, which can be determined by turning the equipment off and on, the user is encouraged to try to correct the interference by one or more of the following measures:

- Reorient or relocate the receiving antenna.
- Increase the separation between the equipment and receiver.
- Connect the equipment into an outlet on a circuit different from that to which the receiver is connected.
- Consult the dealer or an experienced radio/TV technician for help.

The FCC requires the user to be notified that any changes or modifications made to this device that are not expressly approved by Company Name may void the user's authority to operate the equipment.

Radiation Exposure Statement:

This equipment complies with FCC radiation exposure limits set forth for an uncontrolled environment. This equipment should be installed and operated with a minimum distance of 20cm between the radiator & your body.

As per 47 CFR §15.19

(All other devices shall bear the following statement in a conspicuous location on the device:

This device complies with part 15 of the FCC Rules. Operation is subject to the following two conditions: (1) This device may not cause harmful interference, and (2) this device must accept any interference received, including interference that may cause undesired operation.

As per 47 CFR §15.21

The user's manual or instruction manual for an intentional or unintentional radiator shall caution the user that changes or modifications not expressly approved by the party responsible for compliance could void the user's authority to operate the equipment. In cases where the manual is provided only in a form other than paper, such as on a computer disk or over the Internet, the information required by this section may be included in the manual in that alternative form, provided the user can reasonably be expected to have the capability to access information in that form.

ISED Statement

This radio transmitter (identify the device by certification number)

has been approved by Industry Canada to operate with the antenna types listed below with the maximum permissible gain indicated.

Antenna types not included in this list, having a gain greater than the maximum gain indicated for that type, are strictly prohibited for use with this device.

Immediately following the above notice, the manufacturer shall provide a list of all antenna types approved for use with the transmitter, indicating the maximum permissible antenna gain (in dBi).

8.4 User Manual Notice for Licence-Exempt Radio Apparatus

User manuals for license-exempt radio apparatus shall contain the following text, or an equivalent notice that shall be displayed in a conspicuous location, either in the user manual or on the device, or both:

This device complies with Innovation, Science, and Economic Development Canada's license-exempt RSSs. Operation is subject to the following two conditions:

1. This device may not cause interference; and
2. This device must accept any interference, including interference that may cause undesired operation of the device.

ISED Radiation Exposure Statement

Radiation Exposure Statement: This equipment complies with the IC RSS-102 radiation exposure limits set forth

for an uncontrolled environment. This equipment should be installed and operated with a minimum distance of 20 cm between the radiator and your body.

Warranty/Disclaimer Scope of Warranty

NextCentury warrants that all communication equipment manufactured by NextCentury will be free from defects in materials and workmanship under normal use and in accordance with NextCentury's documented installation and operating procedures for a period of three (3) years from the date of manufacture.

Products not manufactured by NextCentury, including without limitation, accessories, attachments, meters, or batteries used in conjunction with NextCentury equipment are warranted, if at all, only by the original manufacturer. NextCentury's warranties do not include the replacement of batteries used to power NextCentury products.

Limits of Liability

This warranty only applies to Read Management System components produced by NextCentury and does not cover any products which have been damaged by misconduct, negligence, vandalism, acts of God, excessive operating conditions, or unauthorized attachments or modifications. This warranty will be null and void if products are placed in

non-recommended installation application/fashion, or are converted, altered, or treated by other than NextCentury recommended procedures and instructions, or are read by equipment not approved by the next century.

NextCentury's liability and customer's exclusive remedy under this warranty is expressly limited to repair or replacement of the product at NextCentury's option and is conditioned upon the customer returning the product(s) to the location designated by NextCentury within the warranty periods or limits stated herein, and pre-paying the freight costs both to and from the specified location. In no event shall NextCentury be liable for costs or expenses associated with the removal or installation of products under this warranty.

NextCentury shall have no liability or responsibility to the purchaser or any third party for any loss, cost, expense, damage, or liability, whether direct or indirect, or for special, incidental, indirect, or consequential damages of any kind, regardless of whether such liability is based on breach of contract, tort, strict liability, breach of warranties, or otherwise, and even if advised of the likelihood of such damages. Incidental and consequential damages include, but are not limited to, lost revenue, loss of profits, data, business, or goodwill. In addition, damages resulting from negligence on the part of the customer, including, but not limited to, the care and maintenance of NextCentury products or damages resulting from negligence regarding periodic testing of the product's performance, are not covered under this guarantee.

CHANGES OR MODIFICATIONS NOT EXPRESSLY APPROVED BY THE NEXT CENTURY MAY VOID THIS WARRANTY AND THE USER'S AUTHORITY TO OPERATE THE EQUIPMENT.

THE FOREGOING WARRANTY IS THE SOLE AND EXCLUSIVE REMEDY AVAILABLE TO THE PURCHASER AND IS IN LIEU OF ALL OTHER WARRANTIES, GUARANTEES, OR REMEDIES, WHETHER WRITTEN OR ORAL, EXPRESS OR IMPLIED, INCLUDING WITHOUT LIMITATION, THE IMPLIED WARRANTIES OF MERCHANTABILITY AND FITNESS FOR A PARTICULAR PURPOSE, ALL OF WHICH NEXT CENTURY HEREBY EXPRESSLY DISCLAIMS.

Due to updated regulations and product improvements, NextCentury Submetering Systems, LLC reserves the right to change the product specifications without notice.



Contact Information

For any questions or concerns, please contact NextCentury Submetering Solutions Product Support:

- Phone: (844) 538.8203
- Email: support@nextcenturymeters.com

sales@nextcenturymeters.com
www.nextcenturymeters.com

Documents / Resources

	<p>Next Century LS4 Wireless Leak Sensor [pdf] Installation Guide</p> <p>LS4, 2AB8I-LS4, 2AB8ILS4, Wireless Leak Sensor, LS4 Wireless Leak Sensor</p>
	<p>Next Century LS4 Wireless Leak Sensor [pdf] User Guide</p> <p>LS4, Wireless Leak Sensor, Leak Sensor, Wireless Sensor, Sensor, LS4 Sensor</p>

References

- 