
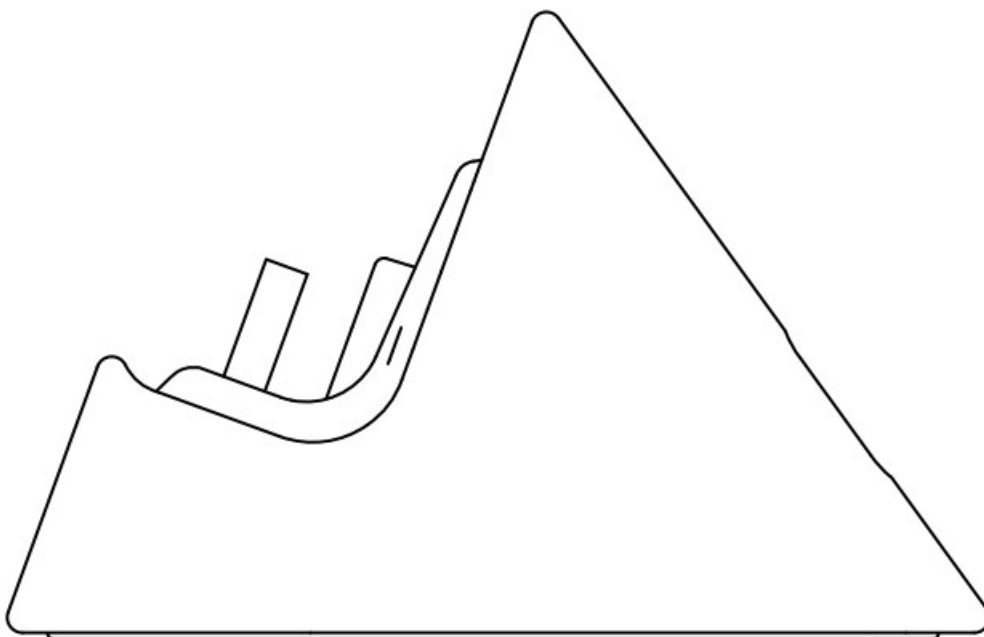




NEXIGO NXG-TNS-19062 Triangular Charging Dock User Manual

[Home](#) » [NEXIGO](#) » NEXIGO NXG-TNS-19062 Triangular Charging Dock User Manual 



Contents

- [1 NXG-TNS-19062 Triangular Charging Dock](#)
- [2 Contact Information:](#)
- [3 Product Introduction:](#)
- [4 ED Product Overview:](#)
- [5 Specifications:](#)
- [6 Product Instructions:](#)
- [7 Documents / Resources](#)
- [8 Related Posts](#)

NXG-TNS-19062 Triangular Charging Dock

Welcome to the NexiGo Family!

Thank you for choosing the NexiGo N-S Lite Triangular Charging Dock! You are now part of an exclusive club: the NexiGo family! It's our job to make sure you enjoy your membership. If you have any problems please contact us at cs@nexigo.com at any time for further assistance. This product is covered by our industry leading 1-year manufacturers warranty. Please visit www.nexigo.com/warranty-information for warranty terms and conditions. Make sure to register your purchase at www.nexigo.com/warranty for a FREE additional 1-year warranty! From all of us here at NexiGo, we want to welcome you again to the family. We thank you deeply for your trust and for your business. We know you'll love it here. We look forward to serving you again in the near future.

Yours Sincerely,
The NexiGo Team


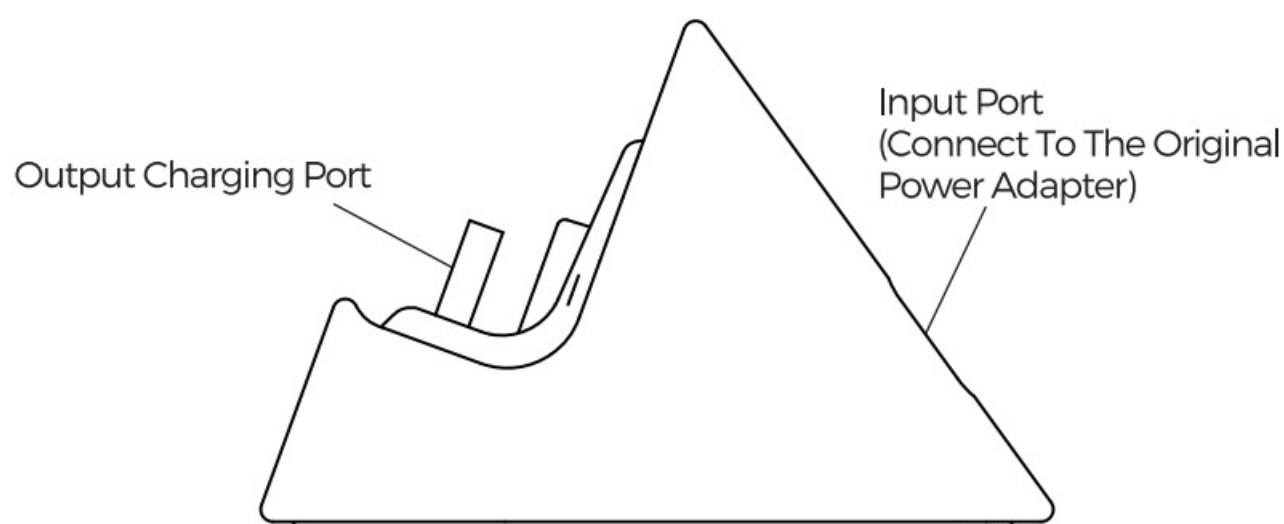
Contact Information:

Brand: NexiGo
Website: www.nexigo.com
Manufacturer: Nexight INC
Email: cs@nexigo.com
Tel: +1(458) 215-6088

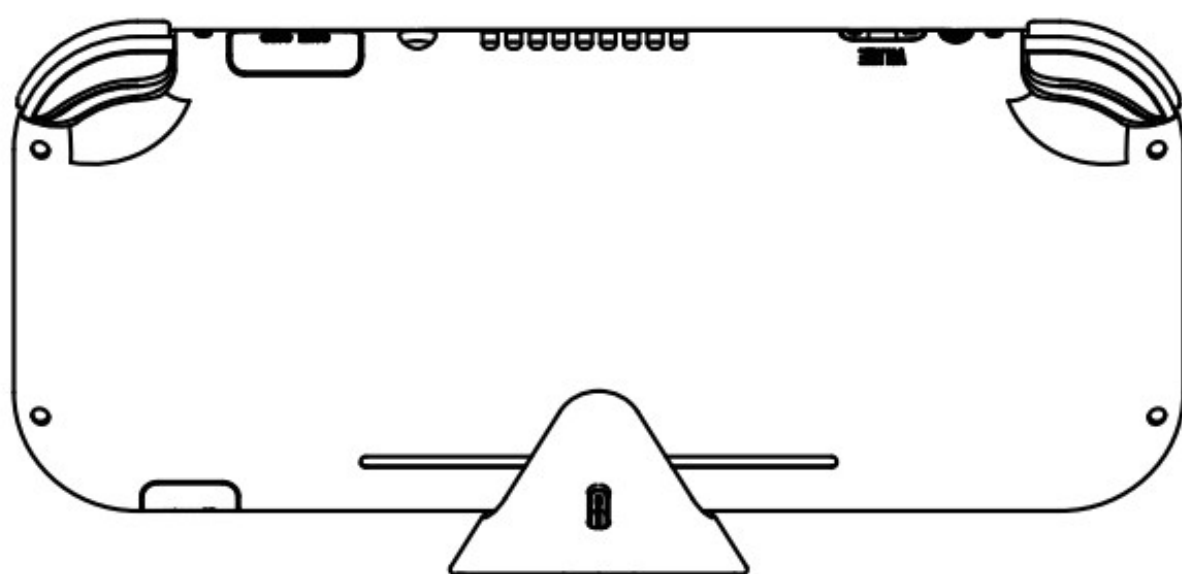
Product Introduction:

The NexiGo N-S Lite Triangular Charging Dock is designed exclusively for the N-S Lite console. This charging dock can also be used as a console stand. A soft silicone pad surrounding the USB Type-C charging port provides effective protection against scratches when docking and a metal counterweight in the base provides extra stability for your console. A non-slip silicone foot is on the bottom of the unit to prevent sliding for additional security, and with the designed 45° seated position it rests your console at the perfect angle for viewing. Using the original power adapter with this docking station, users can charge their consoles quickly while also playing games simultaneously.

ED Product Overview:



Place the console on the charger (Front View)



Place the console on the charger (Rear View)

Specifications:

- Rated Input Voltage: DC 15V /1.2A (Note: When using the original N-S Lite power adapter.)
- Rated Output Voltage /Current: DC 15V /1.2A • Charging Duration: -2 – 2.5 Hours
- Package Includes: Triangular Charging Dock x 1 and User Manual x 1

Product Instructions:

- Place the stand on a stable surface and plug the original adapter of the N-S Lite into the input port on the rear of the charging dock and then plug the other end into a power source.
- Insert the N-S Lite console into the output port on the charging dock.
- You will see the charge indicator show on the top right corner of the N-S Lite while the console is charging.

Notes:

- When not in use or when the docked console is fully charged and is not being used, it is recommended that you unplug the dock.
- Use only the original power adapter of the N-S Lite for charging.
- To clean the product, use only a dry cloth. Do not use water or alcohol. Ensure the dock is not powered when cleaning.
- This product cannot be used and stored in high humidity conditions.
- To ensure longevity and lifespan of the dock, protect it from dust and do not stack heavy objects on it
- If the dock is inoperable but does not show signs of damage, please exercise the warranty or dispose of the item.
- If the dock is damaged, please exercise the warranty or dispose of the item. DO NOT attempt to open and repair it independently.
- Keep this product dry.
- Keep away from small children due to potential shock hazards.



Documents / Resources



[NEXIGO NXG-TNS-19062 Triangular Charging Dock](#) [pdf] User Manual
KH202101333, KH202101334, KH202101335, KH202101336, NXG-TNS-19062 Triangular Ch
arging Dock, Triangular Charging Dock, Charging Dock, Dock