

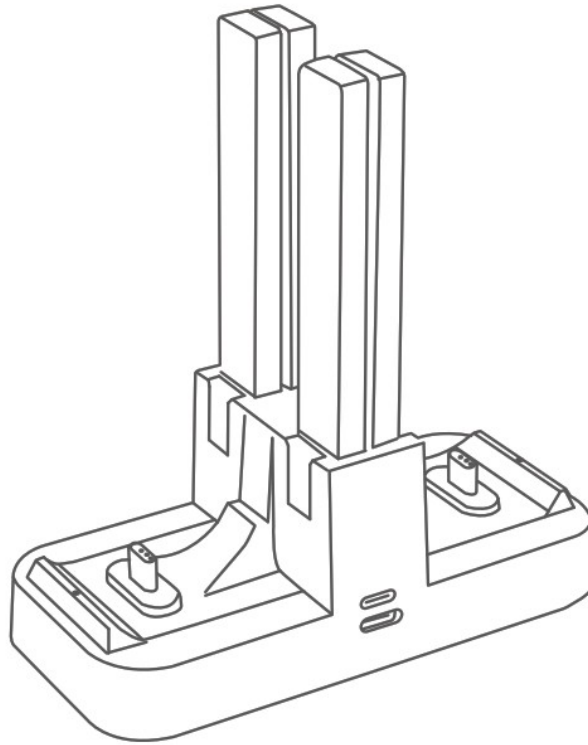


NEXIGO NXG-SWHD-1756BLK Controller Charging Dock User Manual

[Home](#) » [NEXIGO](#) » NEXIGO NXG-SWHD-1756BLK Controller Charging Dock User Manual 



Controller Charging Dock
For N-S



Model No. NXG-SWHD-1756BLK
User Manual

Contents

- [1 NXG-SWHD-1756BLK Controller Charging Dock](#)
- [2 Contact Information:](#)
- [3 Product Overview:](#)
- [4 Product Introduction:](#)
- [5 Specifications:](#)
- [6 Charging Instructions:](#)
- [7 Notes:](#)
- [8 Documents / Resources](#)
- [9 Related Posts](#)

NXG-SWHD-1756BLK Controller Charging Dock

Welcome to the NexiGo Family!

Thank you for choosing the NexiGo PS Charging Dock! You are now part of an exclusive club: the NexiGo family! It's our job to make sure you enjoy your membership. If you have any problems please contact us at cs@nexigo.com at any time for further assistance. This product is covered by our industry leading 1-year manufacturers warranty. Please visit www.nexigo.com/warranty-information for warranty terms and conditions. Make sure to register your purchase at www.nexigo.com/warranty for a FREE additional 1-year warranty!

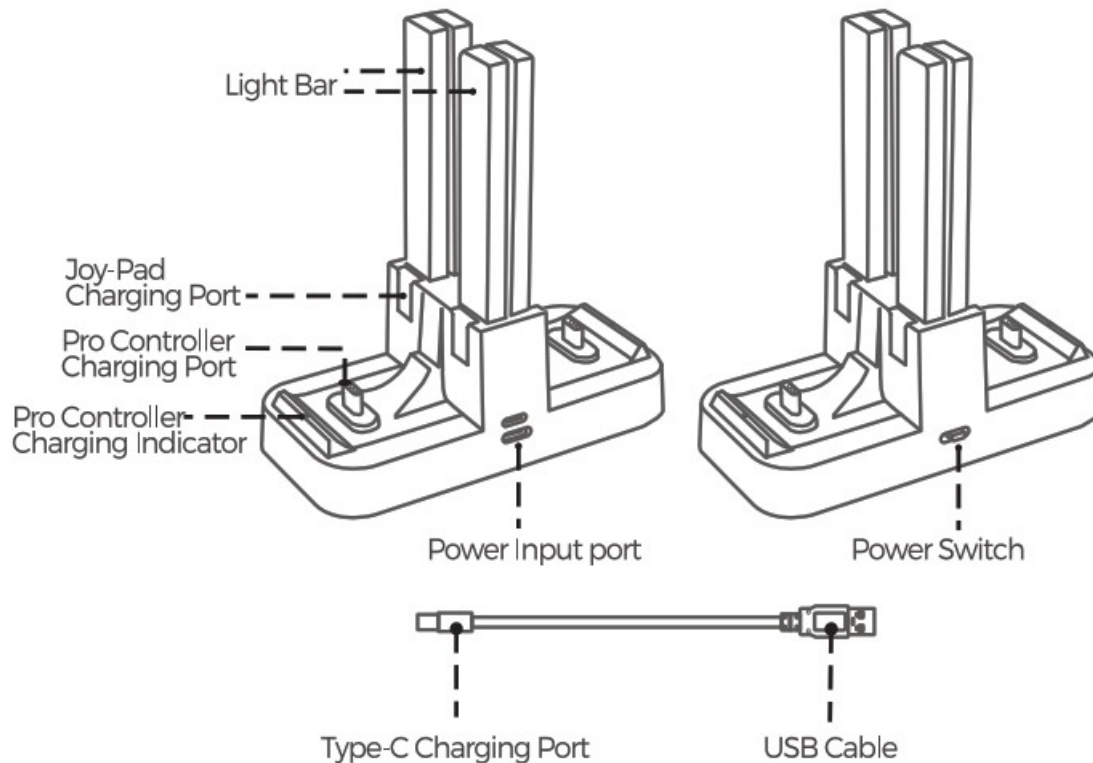
From all of us here at NexiGo, we want to welcome you again to the family. We thank you deeply for your trust and for your business. We know you'll love it here. We look forward to serving you again in the near future.

Yours Sincerely,
The NexiGo Team

Contact Information:

Brand: NexiGo
Website: www.nexigo.com
Manufacturer: Nexight INC
Email: cs@nexigo.com
Tel: +1(458) 215-6088

Product Overview:



Product Introduction:

The NexiGo N-S Controller Charging Dock is designed for the N-S Joy-Pad and Pro controller. It can charge up to: four (4) Switch Joy-Cons, two (2) Switch Joy-Cons and one (1) Pro controller, or two (2) Pro controllers at the same time.

Integrated hardware built into the dock is used to manage circuit output to help protect from overcharging and power surges and also allows for a 95% power conversion rate making this product eco-friendly. A simple charging indicator displays the charging status. A red indicator light will turn on while charging. This light then turns green when fully charged. The built in power switch allows you to stop the charging process whenever you want, no need to unplug it when you go out of town.

Specifications:

- Rated Input Voltage: DC 4.75V – 5.25V
- Rated Output Voltage / Current: 5V
- Charging Duration: ~3.5 Hours
- Package Includes: Controller Charging Dock x 1, Type-C Charging Cable x 1 and User Manual x 1

Charging Instructions:


- Use the original Nintendo Switch AC adapter or a standard USB Type-C power adapter to connect the dock to a power source.

- Turn the power switch to the ON position.
- Insert your Joy-Cons or Pro Controllers into the dock, charging will start automatically.
- When the charging indicator shows red the controllers are being charged.
- When the charging indicator shows green the controllers are fully charged.

Notes:

- When not in use or when docked controllers are fully charged, it is recommended that you unplug the dock
- This product cannot be used and/or stored in high humidity conditions.
- To ensure longevity and lifespan of the docking station, protect it from dust and do not stack heavy objects on it.
- If the docking station is inoperable but does not show signs of damage, please exercise the warranty or dispose of the item.
- If the dock is damaged, please exercise the warranty or dispose of the item. DO NOT attempt to open and repair it independently.
- Keep this product dry.
- Keep away from small children due to potential shock hazards.

Documents / Resources

	<p>NEXIGO NXG-SWHD-1756BLK Controller Charging Dock [pdf] User Manual NXG-SWHD-1756BLK Controller Charging Dock, Controller Charging Dock, NXG-SWHD-1756 BLK Charging Dock, Charging Dock, Dock, NXG-SWHD-1756BLK</p>
---	---