



## NEXBOX A95X Android Smart Media TV Box User Guide

[Home](#) » [NEXBOX](#) » NEXBOX A95X Android Smart Media TV Box User Guide 

# NEXBOX

TV BOX



Android TV BOX

### Contents

- [1 What's in the box](#)
- [2 Installation guide](#)
- [3 Documents / Resources](#)
- [4 Related Posts](#)

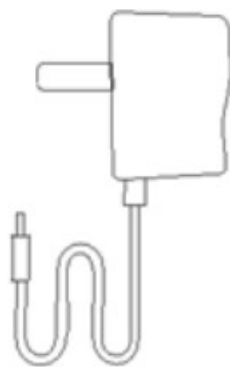
### What's in the box



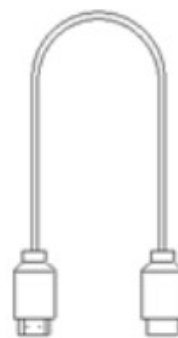
**TV BOX**



**Remote Control**



**Power Adapter**



**HDMI Cable**

## Installation guide



**Power Adapter**  
100-240 VAC/  
50/60Hz



**HDMI Cable**  
Connect the HDMI  
cable to TV



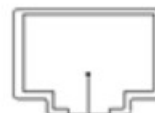
**Power**



**USB**



**HDMI OUT**

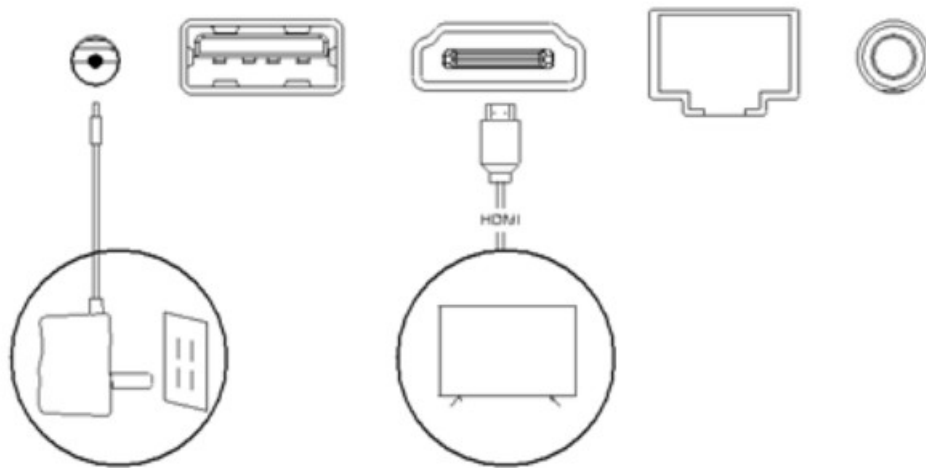


**LAN**

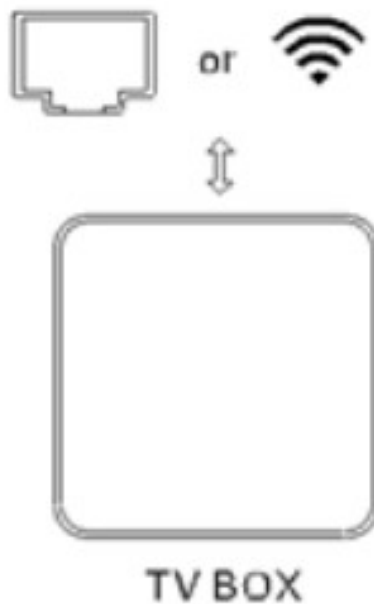


**SPDIF**

- Connect TV Box toTV



- Connect Network



### FCC Statement

This device complies with part 15 of the FCC rules. Operation is subject to the following two conditions: (1) this device may not cause harmful interference, and (2) this device must accept any interference received, including interference that may cause undesired operation. Changes or modifications not expressly approved by the party responsible for compliance could void the user's authority to operate the equipment.

**NOTE:** This equipment has been tested and found to comply with the limits for a Class B digital device, pursuant to part 15 of the FCC Rules. These limits are designed to provide reasonable protection against harmful interference in a residential installation. This equipment generates uses and can radiate radio frequency energy and, if not installed and used in accordance with the instructions, may cause harmful interference to radio communications. However, there is no guarantee that interference will not occur in a particular installation. If this equipment does cause harmful interference to radio or television reception, which can be determined by turning the equipment off and on, the user is encouraged to try to correct the interference by one or more of the following measures:

- Reorient or relocate the receiving antenna.
- Increase the separation between the equipment and receiver.
- Connect the equipment into an outlet on a circuit different from that to which the receiver is connected.
- Consult the dealer or an experienced radio/TV technician for help.

**Radiation Exposure Statement** To comply with FCC RF exposure compliance requirements, this grant is applicable to only mobile configurations. The antennas used for this transmitter must be installed to provide a separation distance of at least 20cm from all persons and must not be co-located or operating in conjunction with

any other antenna or transmitter.

**Documents / Resources**

	<p><a href="#">NEXBOX A95X Android Smart Media TV Box</a> [pdf] User Guide A95XW2, 2A4V7-A95XW2, 2A4V7A95XW2, A95X Android Smart Media TV Box, Android Smart Media TV Box</p>
---	---