



NewTek Flex Control Panel User Guide

[Home](#) » [NewTek](#) » NewTek Flex Control Panel User Guide 






Flex Control Panel User Guide



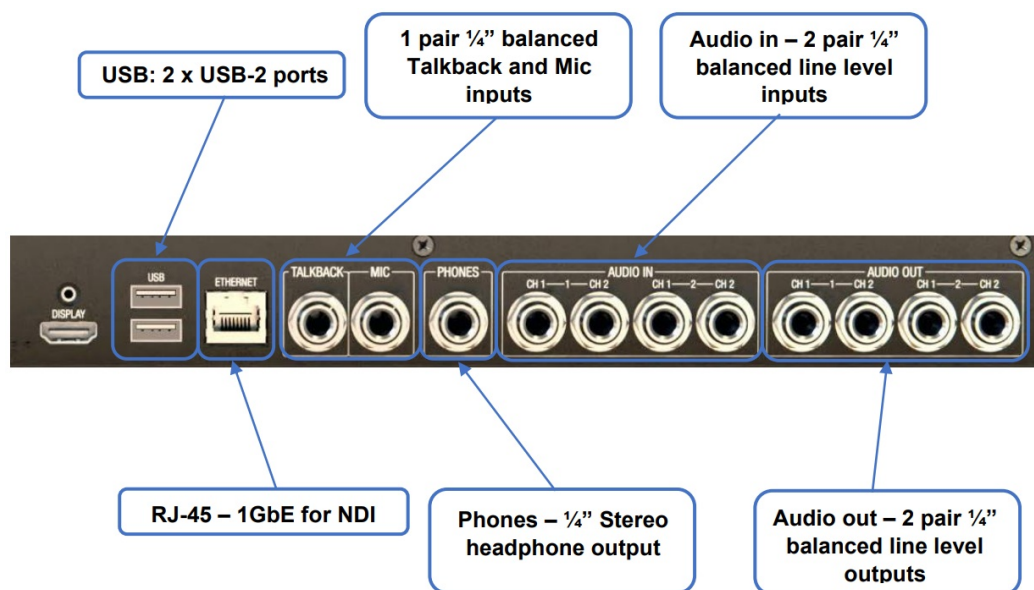
Contents

- [1 Let's get started...what's in the box?](#)
- [2 Flex Control Surface Connections Set-Up](#)
- [3 Documents / Resources](#)
 - [3.1 References](#)
- [4 Related Posts](#)

Let's get started...what's in the box?

| | | |
|---|---|--|
|  |  |  |
| Flex Control Panel | Removable Power Cable | 6ft Ethernet Cable |

Flex Control Surface Connections Set-Up




The Flex Control Panel is compatible with all current TriCaster® models. Please visit the [dedicated web page](#) for all NewTek Control Panels to see if your TriCaster model is supported.

Please ensure that your TriCaster® is running the latest software version by visiting [NewTek Product Updates and Downloads](#). TriCaster software build 8-0 or later is required for functionality with Flex.

Complete user guides for Flex and all other NewTek products can be found at [NewTek Product Updates and Downloads](#)

Documents / Resources

| | |
|---|--|
|  | NewTek Flex Control Panel [pdf] User Guide 54-fg-003262-r001, Flex Control Panel, Control Panel |
|---|--|

References

- [NewTek Product Updates and Downloads](#)

-  [NewTek Control Panels | NewTek](#)

Manuals+.