



# NEWSKILL Chronos TKL RGB Mechanical Gaming Keyboard User Guide

[Home](#) » [NEWSKILL](#) » NEWSKILL Chronos TKL RGB Mechanical Gaming Keyboard User Guide 



## CHRONOS TKL QUICK GUIDE PROFESSIONAL RGB GAMING KEYBOARD



### Contents

- [1 Chronos TKL RGB Mechanical Gaming Keyboard](#)
- [2 SPECIFICATIONS](#)
- [3 Custom backlit recording and storage](#)
- [4 Documents / Resources](#)
- [5 Related Posts](#)

### Chronos TKL RGB Mechanical Gaming Keyboard

FULL-SPEED TRANSMISSION RATE

SUPPORT CUSTOMIZED CUSTOMIZATION  
WITH NUMBER PAD  
RGB BACKLIT SUPPORT SOFTWARE  
POWER OFF MEMORY



## SPECIFICATIONS

System: Win7/ Win8/ Win10, iOS etc.

Full keys anti-ghosting

Switch working life: OUTEMU 50 million times

Key number: 93keys ES layout

Key stroke:  $2.0\pm0.6$ mm


Product interface: 2.0USB

Cable: 1.8M braided cable with magnet ring, Gold plated USB



















Current consumption: 300mA


Size: (L) 359mm x (W)141mm x (H) 37.2mm $\pm$ 0.3mm

Weight: 850g $\pm$ 20g



E.g.  =F1  +  =Media **Fn combination keys**

1	 + F	Media	 + F7	Play/Pause	 + I	INSERT
2	 + F	Volume –	 + F8	Next	 + K	END
3	 + F	Volume +	 + F9	Email	 + ,	DEL
4	 + F	Mute	 + F10	Home page	 + O	PgUP
5	 + F	Stop	 + F11	My Computer	 + L	PgDN
6	 + F	Previous	 + F12	Calculator	 + .	HOME

 + WIN\_L

Lock/Open WINDOWS, The LED indicator in the upper right corner lights up/out.


 + W

W S A D can be exchange to ↑↓←→ the default is with normal function

 + 7

Numer lock function


(When the NUM lock light is on, the 7 key light is white color ; when the NUM lock light is off, the 7 key light is synchronized with the backlight)




## 18 kinds of Backlight modes


 + Impr 6 kinds of backlights


 + Inicio 6 kinds of backlights


 + Supr 6 kinds of backlights


 + ← Change the backlight effect direction




 + → Change the backlit color

 + ↑ Increase backlight brightness(0%-20%-40%-60%-80%-100% )

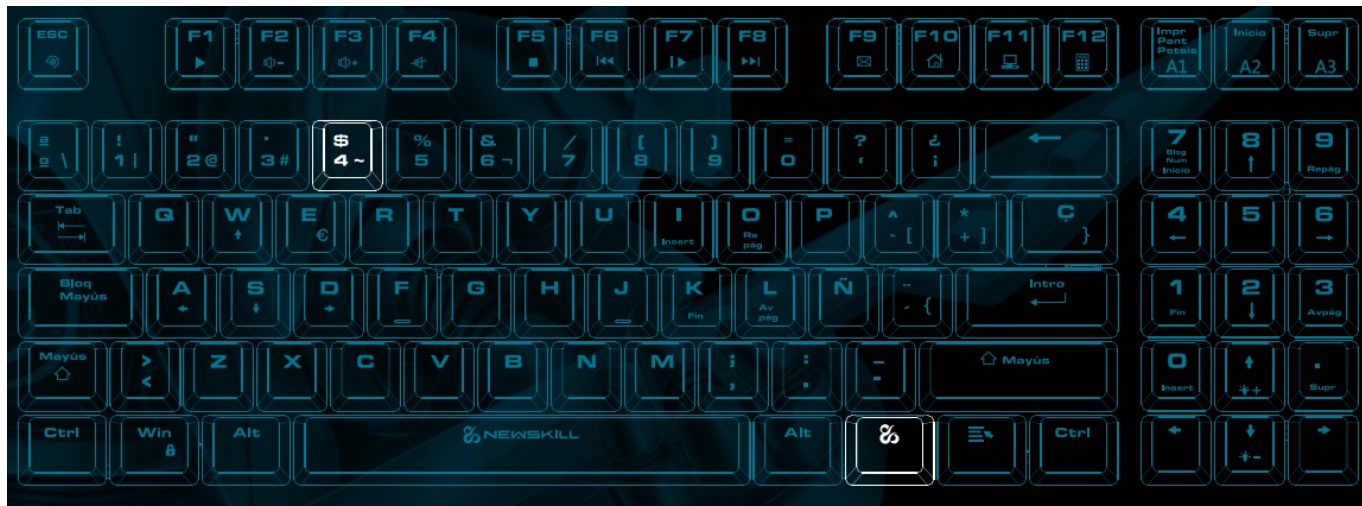
 + ↓ Decrease backlight brightness, total 6 levels(100%-80%-60%-40%-20%-0% )

 + = Increase backlight speed, 5level

 + – Decrease backlight speed

When backlight brightness set to the limit gear, all indicators blink for 3 times.

When backlight speed set to the limit gear, all indicators blink for 3 times




## Custom backlit recording and storage

Press Fn + `~ to enter the corresponding custom mode, then press Fn + `~ to enter the custom light recording state. and 5 indicator in the upper right corner are flashing, Click the button to record, press the keys you want to record first time, it would be in Red. Press twice, then it would be Orange; Press again, it would be Yellow ; Press fourth time, it would be Green, press again, then it would be Cyan; Press sixth time, it would be Blue; Press seventh time, it would be Purple; Press again, the keys would be in White, Press nighth times, then it would be colorless; Cycle. After recording, press FN+ `~ to save and exit. The first group is recorded and replaced.



## Documents / Resources

	<a href="#">NEWSKILL Chronos TKL RGB Mechanical Gaming Keyboard</a> [pdf] User Guide Chronos TKL RGB Mechanical Gaming Keyboard, Chronos TKL, Chronos TKL Keyboard, RGB Mechanical Gaming Keyboard, Mechanical Gaming Keyboard, Mechanical Keyboard, Gaming Keyboard, RGB Keyboard, Keyboard
---	---