



NEW BRIGHT 41H3 Simple Function Radio Control Vehicle Instruction Manual

[Home](#) » [NEW BRIGHT](#) » NEW BRIGHT 41H3 Simple Function Radio Control Vehicle Instruction Manual 

Contents

- [1 NEW BRIGHT 41H3 Simple Function Radio Control Vehicle](#)
- [2 Transmitter Battery Installation](#)
- [3 Vehicle Battery Installation](#)
- [4 Operation](#)
- [5 For Best Results](#)
- [6 Documents / Resources](#)

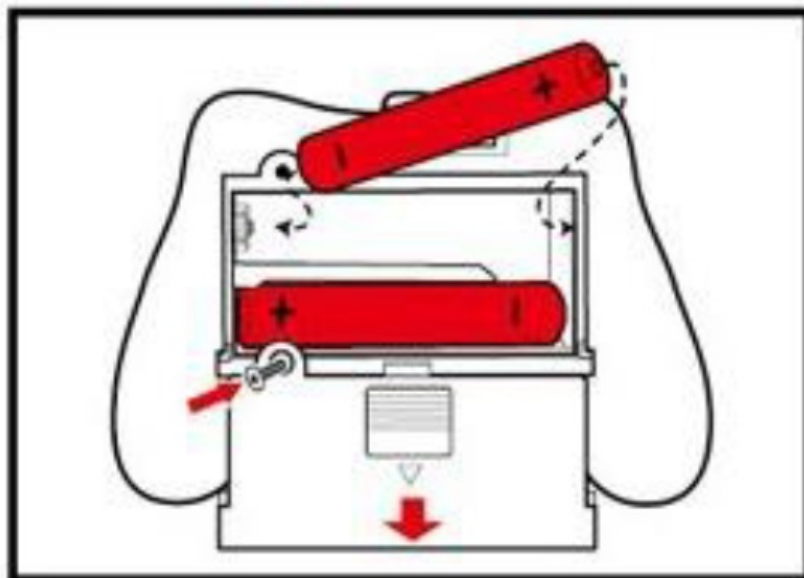


NEW BRIGHT 41H3 Simple Function Radio Control Vehicle



Transmitter Battery Installation

1. Locate and remove screw and slide to open battery compartment cover on transmitter.
2. Install 2 “MN” alkaline batteries in the transmitter with positive(+) and negative(-) ends matching the compartment markings.
3. Replace the battery cover and replace the screw.
4. The transmitter will automatically sync with the vehicle.
5. The vehicle is equipped with 2.4GHz technology.



Vehicle Battery Installation

1. Slide to open battery compartment cover on vehicle.
2. Install 2 “AA” alkaline batteries in the vehicle with positive(+) and negative(-) ends matching the compartment markings.
3. Replace the battery cover.

Operation

1. Move switch on bottom of desired vehicle to the “ON” position.
2. To drive FORWARD, push the center joystick forward.
3. To TURN in REVERSE, pull the center joystick backward.
4. To STOP, release the joystick.

For Best Results

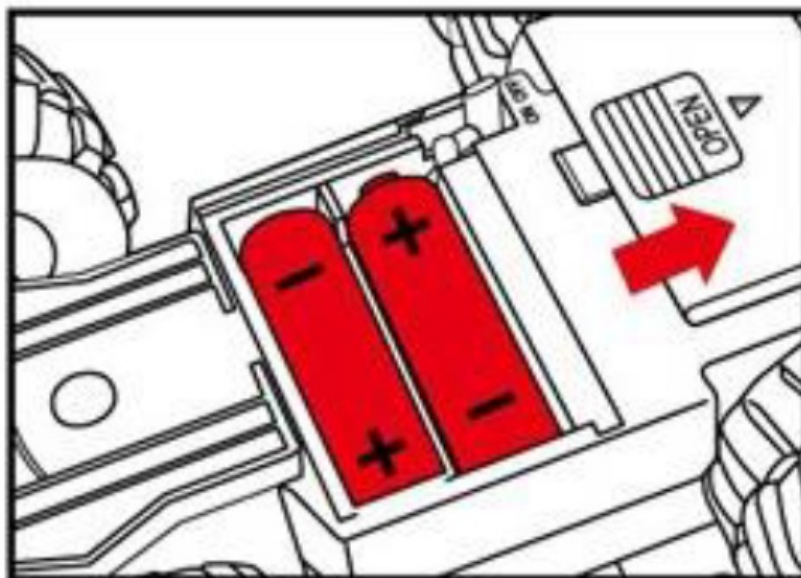
1. Do not mix old and new batteries.
2. Do not mix alkaline, standard or rechargeable batteries.
3. Use alkaline batteries only.

F.C.C. CAUTION

Changes or modifications not expressly approved by the party responsible for compliance could void the user's authority to operate the equipment.

This device complies with Part 15 of the FCC Rules. Operation is subject to the following two conditions:


- (1) this device may not cause harmful interference, and
- (2) this device must accept any interference received, including interference that may cause undesired operation.



U.S. Toy Sales and Marketing Co. Inc.
30260 Oak Creek Drive – 2nd Floor Wixom MI 48393
1-877-624-8697

<http://www.newbright.com/>

Documents / Resources

	<p>NEW BRIGHT 41H3 Simple Function Radio Control Vehicle [pdf] Instruction Manual G6D41H3, 41h3, 41H3 Simple Function Radio Control Vehicle, Simple Function Radio Control Vehicle, Radio Control Vehicle, Control Vehicle</p>
---	--