



NETGEAR RS700S Nighthawk Tri-Band WiFi 7 Router User Guide

[Home](#) » [NETGEAR](#) » NETGEAR RS700S Nighthawk Tri-Band WiFi 7 Router User Guide 

Contents

- [1 NETGEAR RS700S Nighthawk Tri-Band WiFi 7 Router](#)
- [2 Product Information](#)
- [3 Product Usage Instructions](#)
- [4 LET'S GET STARTED](#)
- [5 SUPPORT AND COMMUNITY](#)
- [6 REGULATORY AND LEGAL](#)
- [7 Documents / Resources](#)
 - [7.1 References](#)

NETGEAR

NETGEAR RS700S Nighthawk Tri-Band WiFi 7 Router



Product Information

The Nighthawk router is a high-performance router designed to provide secure and reliable Wi-Fi connectivity for your home or office. It comes with advanced features such as NETGEAR Armor™ for network security, parental controls, and a dedicated mobile app for easy setup and management.

The router features various LED indicators to display power status, internet connectivity, LAN ports, and Wi-Fi bands. It also includes Ethernet ports, USB ports, a 10G internet port, and Gigabit LAN ports for seamless wired connections.

The Nighthawk router is designed for indoor use. Please note that the operation of 6 GHz devices is prohibited on oil platforms, cars, trains, boats, and aircraft, except for large aircraft flying above 10,000 feet. The use of transmitters in the 5.925-7.125 GHz band for unmanned aircraft systems control or communications is also prohibited.

Product Usage Instructions

1. Download the Nighthawk app on your mobile phone by scanning the QR code is provided in the user manual. Follow the setup instructions within the app. If you have used the Nighthawk app before, go to the dashboard, tap the top left menu, and choose "SET UP A NEW NIGHTHAWK SYSTEM".
2. Ensure network security by using NETGEAR Armor™. Open the Nighthawk app and tap on the "SECURITY" tile to explore your Armor subscription and protection score.
3. Make the most of the Nighthawk app's features. Utilize functions such as pausing the internet, running speed tests, setting up smart parental controls, and more.

4. If you encounter any issues or need assistance with setup, visit netgear.com/contact to reach your local support team. You can also troubleshoot by following these steps:
- Turn off your modem and router and disconnect them. Reboot your modem.
 - Reconnect your router to your modem and try installing it again using the Nighthawk app.
 - If installation with the app is still unsuccessful, access the router web interface by visiting routerlogin.net. Install the router using the web interface instead.
5. For additional setup help and resources, visit netgear.com/routerhelp. You can also find answers to your questions and access downloads at netgear.com/support. Engage with the NETGEAR Community at community.netgear.com for further assistance.

LET'S GET STARTED

On your mobile phone, scan the QR code to download the Nighthawk app and follow the setup instructions. Check out everything you can do on the Nighthawk app!

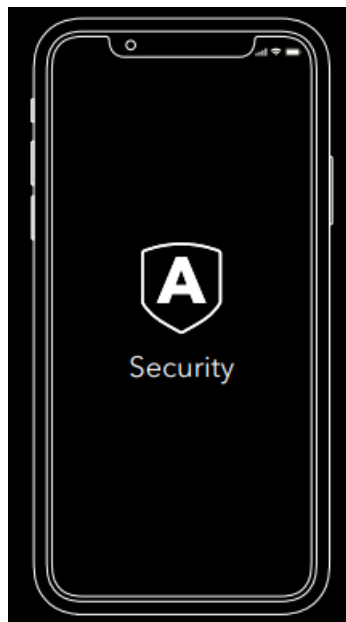
Pause the Internet, run a speed test, set smart parental controls, and more. (Availability of software services can vary by region.)

If you used the Nighthawk app before, go to the dashboard and tap the top left menu, then SET UP A NEW NIGHTHAWK SYSTEM



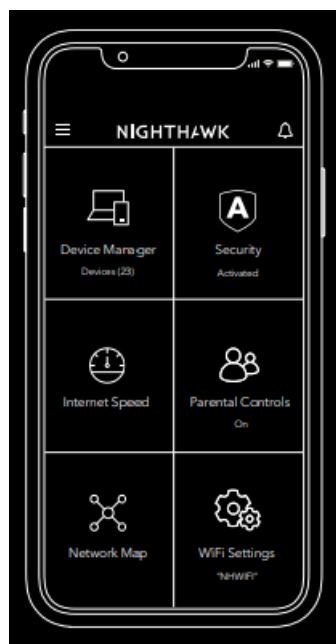
Check your network security with NETGEAR Armor™

- Do more with the app
- NETGEAR Armor protects your family's WiFi with an automatic shield of security across your connected devices.
- Tap the SECURITY tile in your Nighthawk app to explore your Armor subscription and protection score.

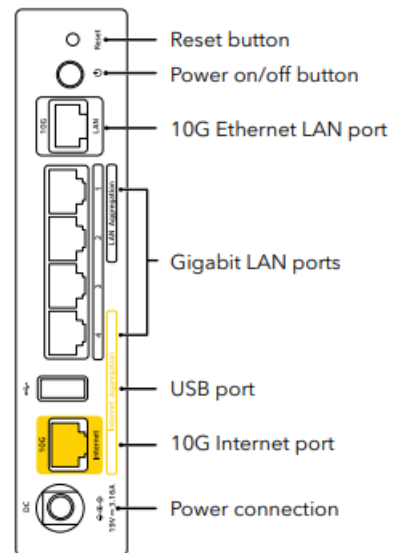
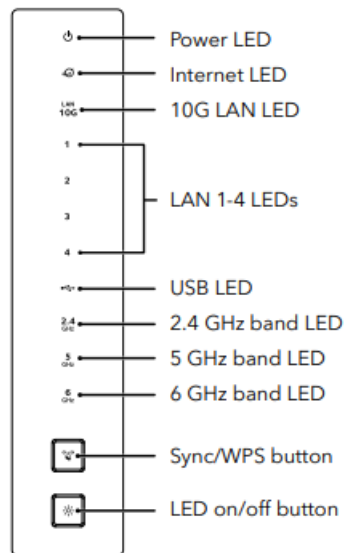
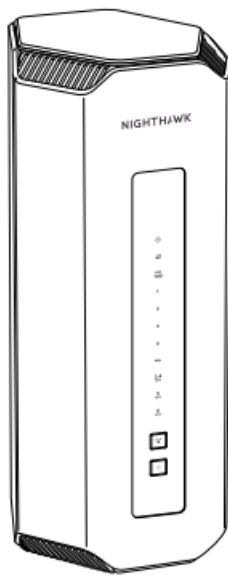


Do more with the app

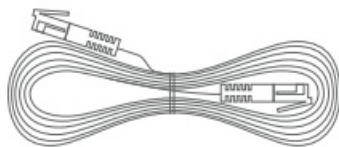
- Check out everything you can do on the Nighthawk app!
- Pause the Internet, run a speed test, set smart parental controls, and more.
(Availability of software services can vary by region.)



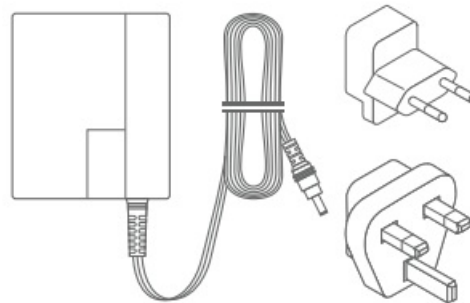
CONTENTS/OVERVIEW



Router



Ethernet cable



Power and plug adapters
(varies by region)

NEED HELP?

We want you to have the best experience with your new Nighthawk router. If you need help with setup, or have any questions or concerns, visit netgear.com/contact to reach your local support team.

If you prefer to troubleshoot before calling us, you can try these tips:

- Turn off your modem and router and disconnect them. Reboot your modem. Reconnect your router to your modem and try installing with the Nighthawk app again.
- If you're still unable to install your router using the Nighthawk app, install it using the router web interface. Visit routerlogin.net to access the router web interface.

You can also find more setup help online at netgear.com/routerhelp.

SUPPORT AND COMMUNITY

Get your questions answered and access the latest downloads at netgear.com/support, and check out our NETGEAR Community at community.netgear.com

REGULATORY AND LEGAL

Si ce produit est vendu au Canada, vous pouvez accéder à ce document en français canadien à netgear.com/support/download/. (If this product is sold in Canada, you can access this document in Canadian French at netgear.com/support/download/.) For regulatory compliance information including the EU Declaration of Conformity, visit netgear.com/about/regulatory/. See the regulatory compliance document before connecting the power supply. For NETGEAR's Privacy Policy, visit netgear.com/about/privacy-policy. By using this device, you are agreeing to NETGEAR's Terms and Conditions at netgear.com/about/terms-and-conditions. If you do not agree, return the device to your place of purchase within your return period


Applicable to 6 GHz devices only: Only use the device indoors. The operation of 6 GHz devices is prohibited on oil platforms, cars, trains, boats, and aircraft, except that operation of this device is permitted in large aircraft while flying above 10,000 feet. Operation of transmitters in the 5.925-7.125 GHz band is prohibited for control of or communications with unmanned aircraft systems.

NETGEAR INTERNATIONAL LTD

Floor 6, Penrose Two, Penrose Dock, Cork, T23 YY09, Ireland

© NETGEAR, Inc., NETGEAR, the NETGEAR Logo and the Nighthawk logo are trademarks of NETGEAR, Inc. Any non-NETGEAR trademarks are used for reference purposes only

Documents / Resources

	NETGEAR RS700S Nighthawk Tri-Band WiFi 7 Router [pdf] User Guide RS700S Nighthawk Tri-Band WiFi 7 Router, RS700S, Nighthawk Tri-Band WiFi 7 Router, Tri-Band WiFi 7 Router, Band WiFi 7 Router, WiFi 7 Router, Router
---	--

References

- [English - NETGEAR Communities](#)
- [NETGEAR: Advanced WiFi & Networking](#)
- [NETGEAR Privacy Policy | NETGEAR](#)
- [Regulatory | NETGEAR](#)
- [NETGEAR Terms and Conditions | NETGEAR](#)
- [MyNETGEAR | Contact Us](#)
- [I'm having trouble installing my NETGEAR router; what do I do? - NETGEAR Support](#)
- [NETGEAR Support | NETGEAR](#)
- [Download Center | Downloads and Documentation | NETGEAR](#)
- [Router Login & Setup | NETGEAR](#)