



**Contents** [ [hide](#) ]

- [1 NETGEAR RS600 WiFi 7 Router](#)
- [2 Specifications](#)
- [3 LET'S GET STARTED](#)
- [4 CONTENTS](#)
- [5 OVERVIEW](#)
- [6 FAQ](#)
- [7 Documents / Resources](#)
  - [7.1 References](#)

# NETGEAR®

## NETGEAR RS600 WiFi 7 Router




## Specifications

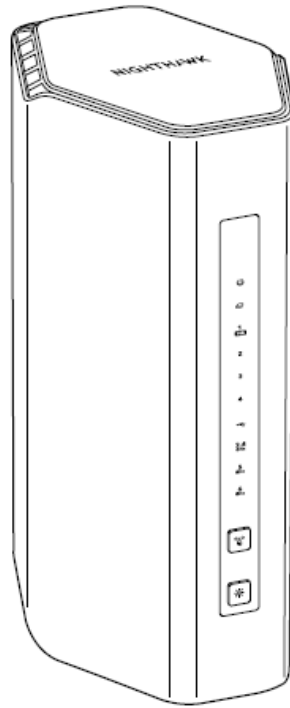
- Router overview with various LED indicators
- Includes Power LED, Internet LED, LAN 1-4 LEDs, USB LED, 2.4 GHz band LED, 5 GHz band LED, 6 GHz band LED
- Features Sync/WPS button, LED on/off button, Reset button, Power on/off button, 10G LAN port, Gigabit LAN ports, USB port, 10G Internet port, Power connection
- Comes with a power adapter and Ethernet cable
- Varies by region. Packages may include plug adapters.

## LET'S GET STARTED

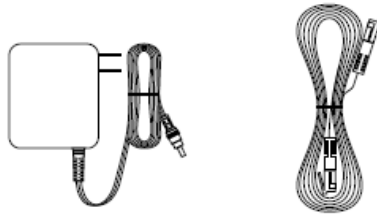
1. **On your mobile phone**, scan the QR code to download the Nighthawk app and follow the setup instructions. If you used the Nighthawk app before, go to the dashboard and tap the top left menu, then SET UP A NEW NIGHTHAWK SYSTEM.
2. **Check your network security with NETGEAR Armor™**  
NETGEAR Armor protects your family's WiFi with an automatic shield of security across your connected devices. Tap the SECURITY tile in your Nighthawk app to explore your complimentary Armor trial and protection score.
3. **Do more with the app**  
Check out everything you can do on the Nighthawk app! Pause the Internet, run a speed test, set smart parental controls, and more.



## CONTENTS



Router

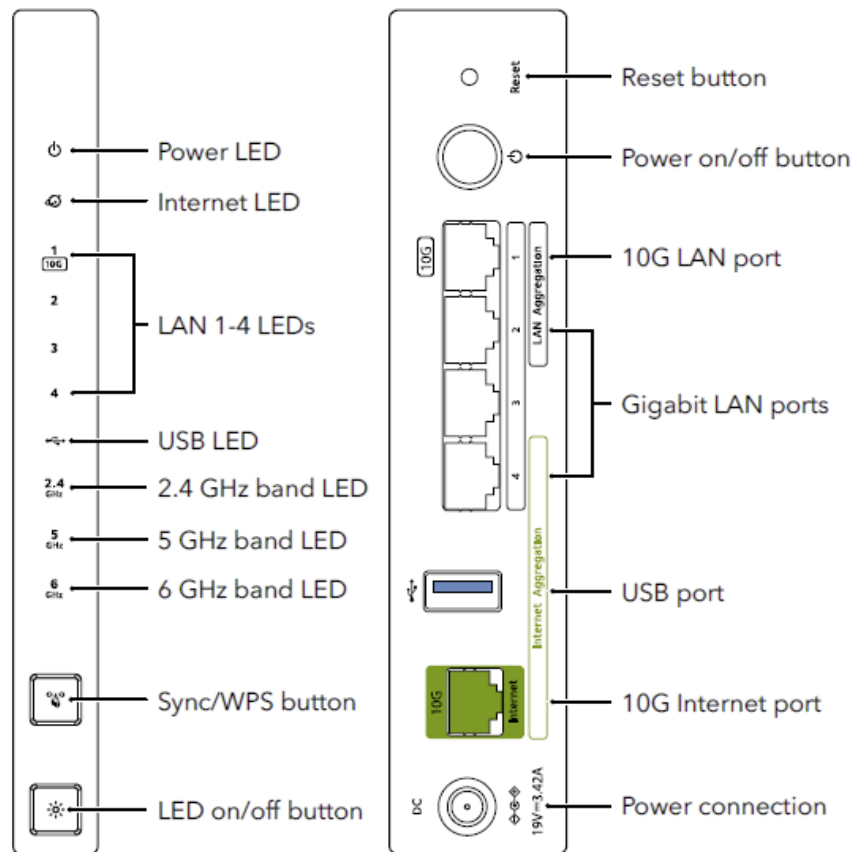


Power adapter\*

Ethernet cable

- Power adapter
- Ethernet cable
- Varies by region. Packages in some regions might also include plug adapters.

## OVERVIEW



## NEED HELP?

We want you to have the best experience with your new Nighthawk router. If you need help with setup, or have any questions or concerns, visit [netgear.com/contact](https://netgear.com/contact) to reach your local support team.

## If you prefer to troubleshoot before calling us, you can try these tips:

- Turn off your modem and router and disconnect them. Reboot your modem.  
Reconnect your router to your modem and try installing with the Nighthawk app again.
- If you're still unable to install your router using the Nighthawk app, install it using the router web interface. Visit [routerlogin.net](https://routerlogin.net) to access the router web interface.

You can also find more setup help online at [netgear.com/routerhelp](https://netgear.com/routerhelp).

## SUPPORT AND COMMUNITY

Get your questions answered and access the latest downloads at [netgear.com/support](https://netgear.com/support), and check out our NETGEAR Community at [community.netgear.com](https://community.netgear.com).

## REGULATORY AND LEGAL

- (If this product is sold in Canada, you can access this document in Canadian French at [netgear.com/support/download/](https://netgear.com/support/download/).) For regulatory compliance information, including the EU Declaration of Conformity, visit [netgear.com/about/regulatory](https://netgear.com/about/regulatory). See the regulatory compliance document before connecting the power supply.
- For NETGEAR's Privacy Policy, visit [netgear.com/about/privacy-policy](https://netgear.com/about/privacy-policy). By using this device, you are agreeing to NETGEAR's Terms and Conditions at [netgear.com/about/terms-and-conditions](https://netgear.com/about/terms-and-conditions). If you do not agree, return the device to your place of purchase within your return period.
- **Applicable to 6 GHz devices only:** Only use the device indoors. The operation of 6 GHz devices is prohibited on oil platforms, cars, trains, boats, and aircraft, except that operation of this device is permitted in large aircraft while flying above 10,000 feet.
- Operation of transmitters in the 5.925-7.125 GHz band is prohibited for control of or communications with unmanned aircraft systems.

© NETGEAR, Inc., NETGEAR, the NETGEAR Logo and the Nighthawk logo are trademarks of NETGEAR, Inc. Any non-NETGEAR trademarks are used for reference purposes only.

## **NETGEAR, Inc.**

350 East Plumeria Drive San Jose, CA 95134, USA

## **NETGEAR INTERNATIONAL LTD**

Floor 6, Penrose Two, Penrose Dock, Cork, T23 YY09, Ireland

## **FAQ**

### **Q: What should I do if I encounter setup issues?**

A: If setup issues arise, try rebooting your modem and router. If problems persist, access the router web interface by visiting [routerlogin.net](https://routerlogin.net) for manual installation.


### **Q: Where can I find additional setup assistance?**

A: For further setup assistance, visit [netgear.com/routerhelp](https://netgear.com/routerhelp) or contact [netgear.com/support](https://netgear.com/support) for troubleshooting tips and community support.

### **Q: Are there any regulatory restrictions for the device?**


A: For 6 GHz devices, usage is limited to indoor environments. Operation on oil platforms, vehicles, aircraft, etc., is prohibited except for large aircraft flying above 10,000 feet. Certain frequency bands are restricted for unmanned aircraft systems control.


## Documents / Resources

	<a href="#">NETGEAR RS600 WiFi 7 Router [pdf]</a> User Guide RS600, BE18000, RS600 WiFi 7 Router, RS600, WiFi 7 Router, 7 Router
---	---

## References

- [User Manual](#)

 7 Router, BE18000, NETGEAR, RS600, RS600 WiFi 7 Router, WiFi 7

 NETGEAR Router

[—Previous Post](#)

[NETGEAR GS724Tv6 Gigabit Smart Switches Owner’s Manual](#)

## Leave a comment

Your email address will not be published. Required fields are marked \*

Comment \*

Name

Email

Website

☐ Save my name, email, and website in this browser for the next time I comment.

**Post Comment**

**Search:**

**Search**

[Manuals+](#) | [Upload](#) | [Deep Search](#) | [Privacy Policy](#) | [@manuals.plus](#) | [YouTube](#)

This website is an independent publication and is neither affiliated with nor endorsed by any of the trademark owners. The "Bluetooth®" word mark and logos are registered trademarks owned by Bluetooth SIG, Inc. The "Wi-Fi®" word mark and logos are registered trademarks owned by the Wi-Fi Alliance. Any use of these marks on this website does not imply any affiliation with or endorsement.