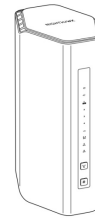


NETGEAR®
RS600 Nighthawk Tri
Band WiFi 7 Router



NETGEAR RS600 Nighthawk Tri Band WiFi 7 Router Instruction Manual

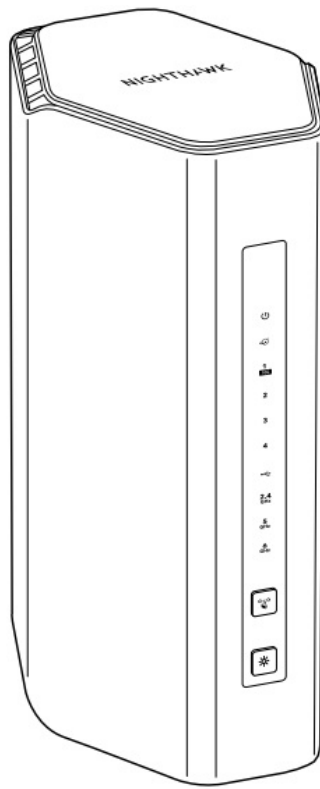
[Home](#) » [NETGEAR](#) » NETGEAR RS600 Nighthawk Tri Band WiFi 7 Router Instruction Manual 

Contents

- [1 NETGEAR RS600 Nighthawk Tri Band WiFi 7 Router](#)
- [2 Product Specifications](#)
- [3 Product Usage Instructions](#)
- [4 FAQs](#)
- [5 LET'S GET STARTED](#)
- [6 CONTENTS](#)
- [7 OVERVIEW](#)
- [8 NEED HELP?](#)
- [9 SUPPORT AND COMMUNITY](#)
- [10 REGULATORY AND LEGAL](#)
- [11 ABOUT COMPANY](#)
- [12 Documents / Resources](#)
 - [12.1 References](#)
- [13 Related Posts](#)

NETGEAR®

NETGEAR RS600 Nighthawk Tri Band WiFi 7 Router



Product Specifications

- Power LED
- Internet LED
- LAN 1-4 LEDs
- USB LED
- 2.4 GHz band LED
- 5 GHz band LED
- 6 GHz band LED
- Sync/WPS button LED on/off button
- Reset button
- Power on/off button
- 10G LAN port
- Gigabit LAN ports
- USB port
- 10G Internet port
- Power connection
- Power adapter
- Ethernet cable

Product Usage Instructions

Setting Up Your Nighthawk Router

To start, scan the QR code on your mobile phone to download the Nighthawk app. Follow the setup instructions provided in the app. If you've used the Nighthawk app before, navigate to the dashboard, tap the top left menu, and select "SET UP A NEW NIGHTHAWK SYSTEM."

Network Security with NETGEAR Armor™

NETGEAR Armor provides security for your family's WiFi and connected devices. Access the SECURITY tile in your Nighthawk app to explore the complimentary Armor trial and protection score.

Using the Nighthawk App

Explore the features of the Nighthawk app, such as pausing the Internet, running speed tests, setting parental controls, and more.

FAQs

- **What should I do if I encounter setup issues with my Nighthawk router?**

If you face setup problems, try turning off your modem and router, then reboot the modem before reconnecting the router and attempting installation with the Nighthawk app again. If issues persist, access the router web interface at routerlogin.net for manual installation.

- **Where can I find additional setup assistance for my Nighthawk router?**

For more setup help, visit netgear.com/routerhelp or contact customer support at 1- [866-396-4428](tel:866-396-4428).

- **Are there any regulatory restrictions for using the device?**

For 6 GHz devices, use indoors only. Operating such devices on oil platforms, cars, trains, boats, and aircraft is prohibited, except on large aircraft above 10,000 feet. The use of transmitters in the 5.925-7.125 GHz band for unmanned aircraft systems is also restricted.

LET'S GET STARTED

1. **On your mobile phone, scan the QR code to download the Nighthawk app and follow the setup instructions**

If you used the Nighthawk app before, go to the dashboard and tap the top left menu, then SET UP A NEW NIGHTHAWK SYSTEM.



2. **Check your network security with NETGEAR Armor™**

- NETGEAR Armor protects your family's WiFi with an automatic shield of security across your connected

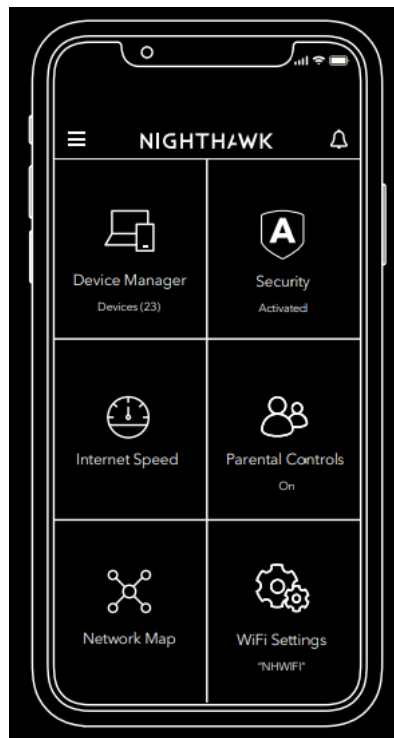
devices.

- Tap the SECURITY tile in your Nighthawk app to explore your complimentary Armor trial and protection score.

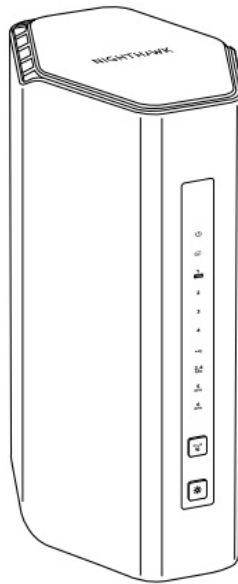


3. Do more with the app

Check out everything you can do on the Nighthawk app! Pause the Internet, run a speed test, set smart parental controls, and more.



CONTENTS



Router

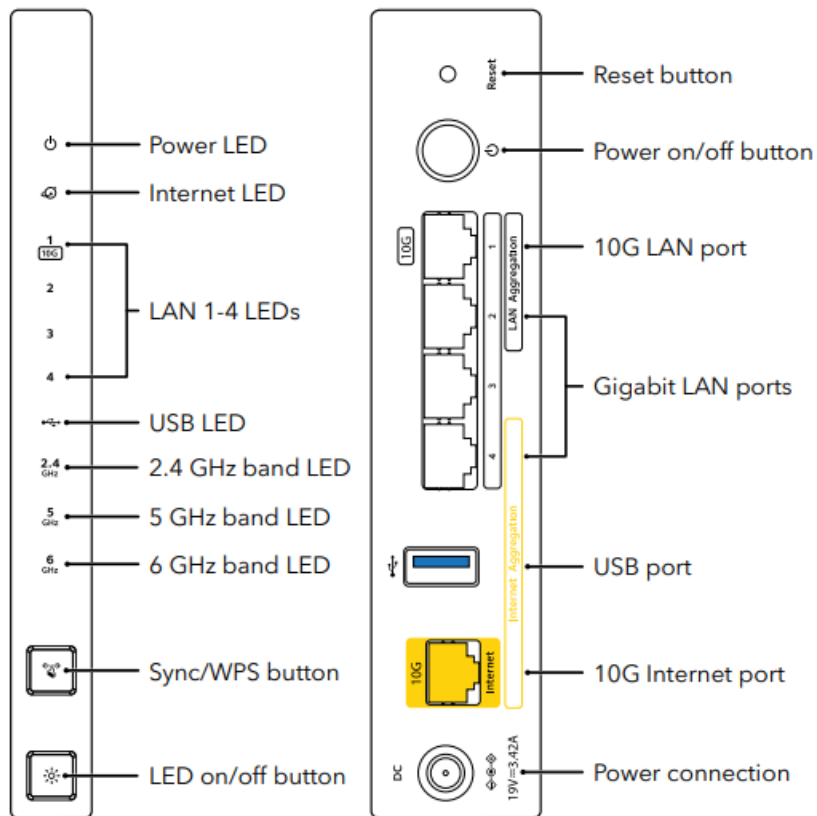


Power adapter



Ethernet cable

OVERVIEW



NEED HELP?

- We want you to have the best experience with your new Nighthawk router. If you need help with setup, or have

any questions or concerns, call us at 1-[866-396-4428](tel:866-396-4428).

- If you prefer to troubleshoot before calling us, you can try these tips:
 - Turn off your modem and router and disconnect them. Reboot your modem. Reconnect your router to your modem and try installing with the Nighthawk app again.
 - If you're still unable to install your router using the Nighthawk app, install
- it using the router web interface. Visit routerlogin.net to access the router web interface.
- You can also find more setup help online at netgear.com/routerhelp.

SUPPORT AND COMMUNITY

Get your questions answered and access the latest downloads at netgear.com/support, and check out our NETGEAR Community at community.netgear.com.

REGULATORY AND LEGAL

- For regulatory compliance information including the EU Declaration of Conformity, visit netgear.com/about/regulatory/. See the regulatory compliance document before connecting the power supply. For NETGEAR's Privacy Policy, visit netgear.com/about/privacy-policy. By using this device, you are agreeing to NETGEAR's Terms and Conditions at netgear.com/about/terms-and-conditions. If you do not agree, return the device to your place of purchase within your return period.
- Applicable to 6 GHz devices only: Only use the device indoors. The operation of 6 GHz devices is prohibited on oil platforms, cars, trains, boats, and aircraft, except that operation of this device is permitted in large aircraft while flying above 10,000 feet. Operation of transmitters in the 5.925-7.125 GHz band is prohibited for control of or communications with unmanned aircraft systems.

ABOUT COMPANY

- **NETGEAR, Inc.**
350 East Plumeria Drive San Jose, CA 95134, USA
- **NETGEAR INTERNATIONAL LTD**
Floor 6, Penrose Two, Penrose Dock, Cork, T23 YY09, Ireland

Documents / Resources



[NETGEAR RS600 Nighthawk Tri Band WiFi 7 Router](#) [pdf] Instruction Manual
RS600 Nighthawk Tri Band WiFi 7 Router, RS600, Nighthawk Tri Band WiFi 7 Router, Tri Band WiFi 7 Router, WiFi 7 Router, 7 Router, Router

References

- [English - NETGEAR Communities](#)
- [NETGEAR Terms and Conditions | NETGEAR](#)
- [I'm having trouble installing my NETGEAR router; what do I do? - NETGEAR Support](#)
- [NETGEAR Support | NETGEAR](#)
- [Download Center | Downloads and Documentation | NETGEAR](#)

- [User Manual](#)

Manuals+, Privacy Policy

This website is an independent publication and is neither affiliated with nor endorsed by any of the trademark owners. The "Bluetooth®" word mark and logos are registered trademarks owned by Bluetooth SIG, Inc. The "Wi-Fi®" word mark and logos are registered trademarks owned by the Wi-Fi Alliance. Any use of these marks on this website does not imply any affiliation with or endorsement.