

NETGEAR®
RS280 Nighthawk
Tri-Band WiFi
Router



NETGEAR RS280 Nighthawk Tri-Band WiFi Router User Guide

[Home](#) » [NETGEAR](#) » NETGEAR RS280 Nighthawk Tri-Band WiFi Router User Guide 

Contents

- [1 NETGEAR RS280 Nighthawk Tri-Band WiFi Router](#)
- [2 Specifications](#)
- [3 Frequently Asked Questions](#)
- [4 LET'S GET STARTED](#)
- [5 CONTENTS](#)
- [6 OVERVIEW](#)
- [7 Documents / Resources](#)
 - [7.1 References](#)

NETGEAR®

NETGEAR RS280 Nighthawk Tri-Band WiFi Router



Specifications

- Power LED
- Internet LED
- LAN 1-4 LEDs
- Reset button
- Power on/off button
- Gigabit LAN ports
- Router USB LED
- 2.4 GHz band LED
- 5 GHz band LED
- 6 GHz band LED
- Sync/WPS button
- LED on/off button
- Power adapter*
- Ethernet cable
- 2.5G LAN ports
- USB port
- 2.5G Internet port
- Power connection

Frequently Asked Questions

Q: What should I do if I encounter installation issues?

If installation problems arise, try the following steps:

- Turn off modem and router, disconnect them, then reboot the modem.
- Reconnect router to modem and attempt installation using the

Nighthawk app again.

- If issues persist, install the router via the router web interface by visiting routerlogin.net.
- Additional setup assistance can be found at netgear.com/routerhelp.

Q: How can I access NETGEAR Armor™ trial?

To access NETGEAR Armor trial, tap on the SECURITY tile within the Nighthawk app to explore and activate the complimentary trial for enhanced network security.

Q: Where can I find more information about device setup?

For detailed setup instructions and troubleshooting tips, visit netgear.com/support or refer to the NETGEAR Community at community.netgear.com for assistance.

LET'S GET STARTED

1. On your mobile phone, scan the QR code to download the Nighthawk app and follow the setup instructions
If you used the Nighthawk app before, go to the dashboard and tap the top left menu, then SET UP A NEW NIGHTHAWK SYSTEM.

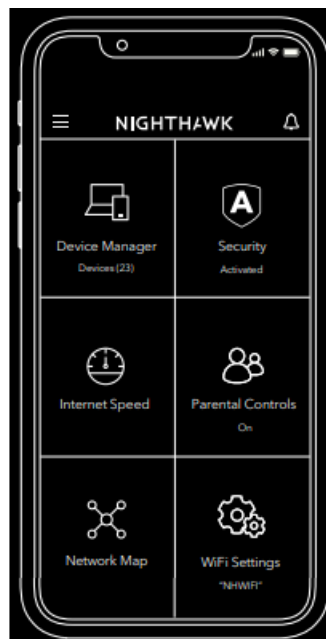


2. Check your network security with NETGEAR Armor™ NETGEAR Armor protects your family's WiFi with an automatic shield of security across your connected devices.
Tap the SECURITY tile in your Nighthawk app to explore your complimentary Armor trial and protection score.

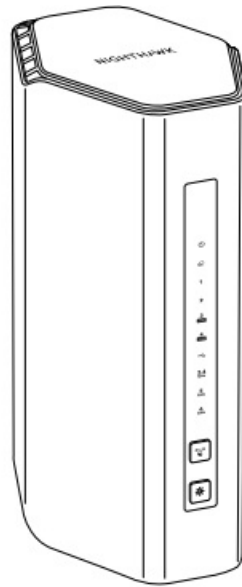


3. Do more with the app

Check out everything you can do on the Nighthawk app! Pause the Internet, run a speed test, set smart parental controls, and more.



CONTENTS



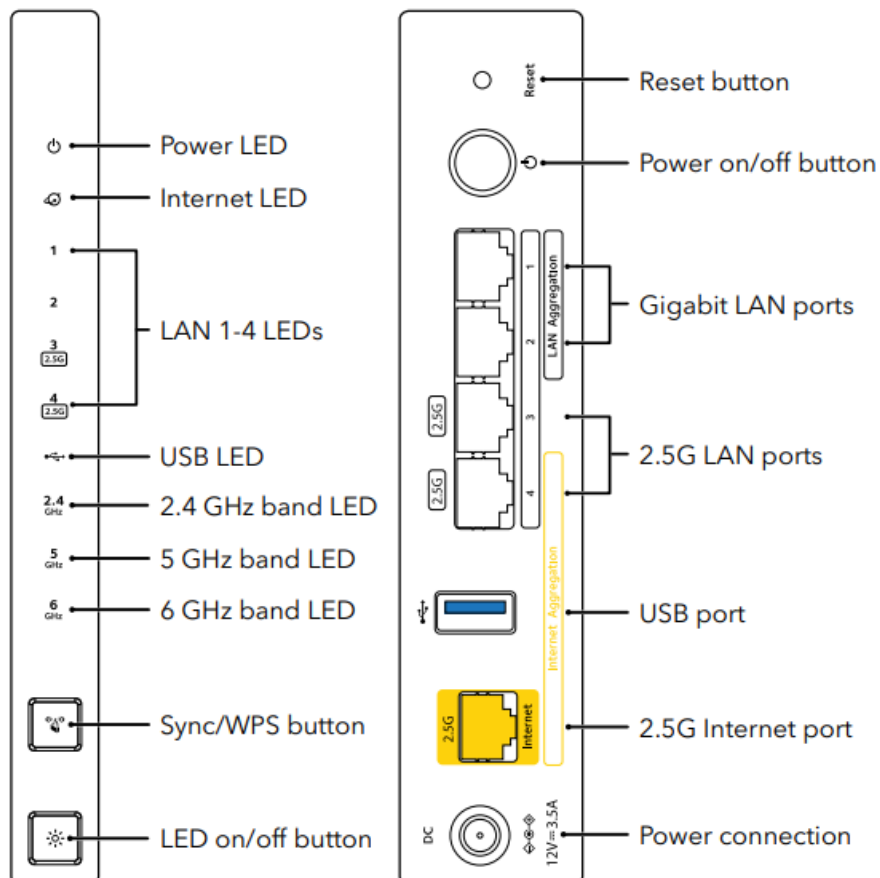
Router



Power adapter* Ethernet cable

*Varies by region. Packages in some regions might also include plug adapters.

OVERVIEW



NEED HELP?

If you're having problems with the installation, you can try these tips:

- Turn off your modem and router and disconnect them. Reboot your modem. Reconnect your router to your modem and try installing with the Nighthawk app again.
- If you're still unable to install your router using the Nighthawk app, install it using the router web interface. Visit routerlogin.net to access the router web interface.

You can also find more setup help online at netgear.com/routerhelp.

SUPPORT AND COMMUNITY

Get your questions answered and access the latest downloads at netgear.com/support, and check out our NETGEAR Community at community.netgear.com.

REGULATORY AND LEGAL

For regulatory compliance information including the EU Declaration of Conformity, visit netgear.com/about/regulatory. See the regulatory compliance document before connecting the power supply. For NETGEAR's Privacy Policy, visit netgear.com/about/privacy-policy.

Applicable to 6 GHz devices only: Only use the device indoors. The operation of 6 GHz devices is prohibited on oil platforms, cars, trains, boats, and aircraft, except that operation of this device is permitted in large aircraft while flying above 10,000 feet. Operation of transmitters in the 5.925-7.125 GHz band is prohibited for control of or communications with unmanned aircraft systems.


© NETGEAR, Inc., NETGEAR, the NETGEAR Logo and the Nighthawk logo are trademarks of NETGEAR, Inc. Any non-NETGEAR trademarks are used for reference purposes only.

NETGEAR, Inc.

350 East Plumeria Drive San Jose, CA 95134, USA

NETGEAR INTERNATIONAL LTD Floor 6, Penrose Two, Penrose Dock, Cork, T23 YY09, Ireland

Documents / Resources

	NETGEAR RS280 Nighthawk Tri-Band WiFi Router [pdf] User Guide RS280, RS300, RS280 Nighthawk Tri-Band WiFi Router, RS280, Nighthawk Tri-Band WiFi Router, Tri-Band WiFi Router, WiFi Router, Router
---	---

References

- [N English - NETGEAR Communities](#)
- [N I'm having trouble installing my NETGEAR router; what do I do? - NETGEAR Support](#)
- [N NETGEAR Support | NETGEAR](#)
- [User Manual](#)

[Manuals+](#), [Privacy Policy](#)

This website is an independent publication and is neither affiliated with nor endorsed by any of the trademark owners. The "Bluetooth®" word mark and logos are registered trademarks owned by Bluetooth SIG, Inc. The "Wi-Fi®" word mark and logos are registered trademarks owned by the Wi-Fi Alliance. Any use of these marks on this website does not imply any affiliation with or endorsement.