

NETGEAR®
RBE773 Tri Band WiFi
Mesh System



NETGEAR RBE773 Tri Band WiFi Mesh System Instructions

[Home](#) » [NETGEAR](#) » NETGEAR RBE773 Tri Band WiFi Mesh System Instructions 

Contents

- 1 [NETGEAR RBE773 Tri Band WiFi Mesh System](#)
- 2 [Product Information](#)
- 3 [Product Usage Instructions](#)
- 4 [CONTENTS](#)
- 5 [OVERVIEW](#)
- 6 [SET-UP](#)
- 7 [ADVANCED SETUP](#)
- 8 [REGULATORY AND LEGAL](#)
- 9 [Documents / Resources](#)
 - 9.1 [References](#)
- 10 [Related Posts](#)

NETGEAR®

NETGEAR RBE773 Tri Band WiFi Mesh System



Product Information

The Orbi WiFi system offers a superior class of WiFi connectivity, providing a seamless experience for your home network. With features like NETGEAR Armor™ for enhanced security and a user-friendly Orbi app, you can easily manage your network and connected devices.

Product Usage Instructions

Initial Setup:

1. On your mobile phone, scan the QR code to download the Orbi app.
2. Follow the setup instructions in the Orbi app to configure your Orbi system.

Network Security:

Ensure network security by activating NETGEAR Armor™ through the Orbi app. This feature provides automatic protection for your family's WiFi and connected devices.

App Features:

Explore the capabilities of the Orbi app, including pausing the Internet, running speed tests, setting parental controls, and more. Note that software services availability may vary by region.

Advanced Setup:

If you require advanced configuration options, access the Orbi web interface portal at orbilogin.com for additional setup features.

Support and Assistance:

If you encounter installation issues, follow these steps:

1. Turn off your modem and router, then disconnect them.
2. Reboot your modem and reconnect your Orbi router.

3. Try reinstalling using the Orbi app or visit netgear.com/orbihelp for further assistance.

Contact Information:

If you have questions or need support, visit netgear.com/support or join the NETGEAR Community at community.netgear.com for assistance and downloads.

FAQ:

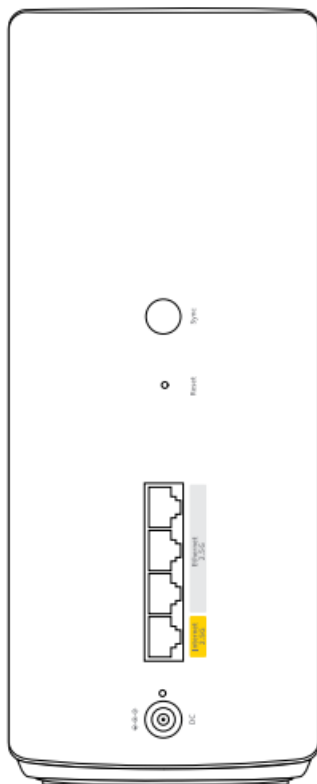
- **Q: How can I activate NETGEAR Armor™?**

A: To activate NETGEAR Armor™, open the Orbi app and tap on the SECURITY tile. Follow the prompts to explore your complimentary Armor trial and protection score.

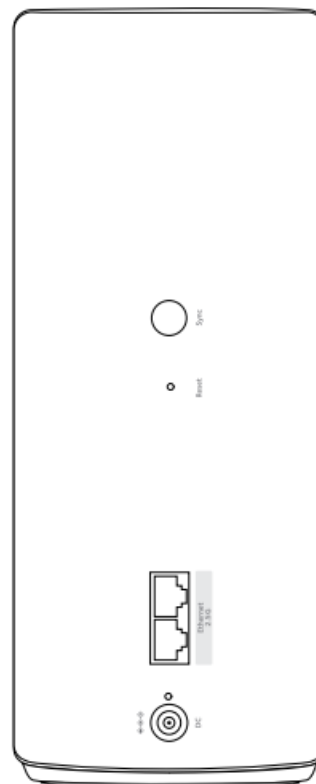
- **Q: Where can I find more setup help?**

A: For additional setup assistance, you can visit netgear.com/orbihelp for online resources or access the Orbi web interface portal at orbilogin.com for advanced setup options.

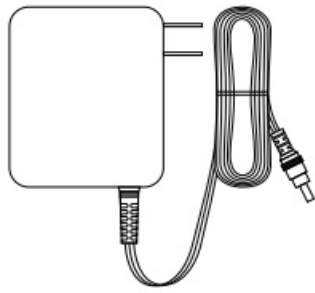
CONTENTS



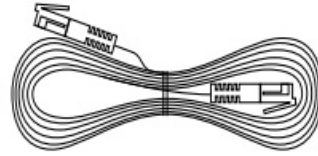
Orbi Router



Orbi Satellite
One (1) for RBE772



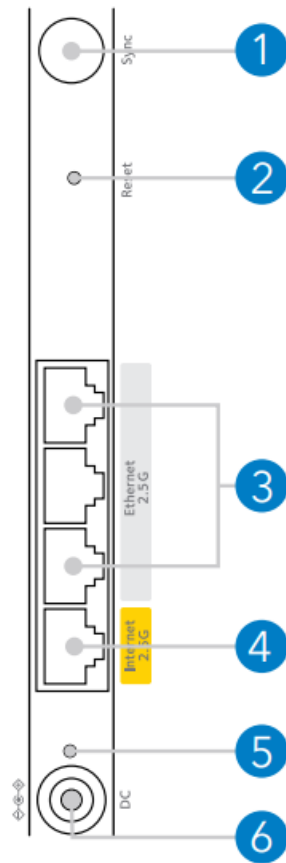
Power adapter*
Two (2) for RBE772
Three (3) for RBE773



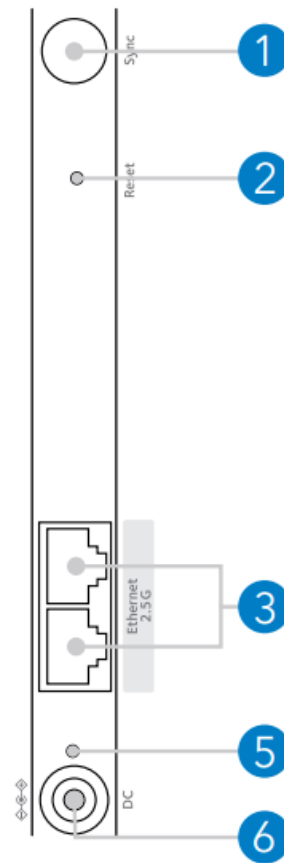
Ethernet cable

Varies by region. Packages in some regions might also include plug adapters.

OVERVIEW



Orbi Router



Orbi Satellite

1. Sync button
2. Reset button
3. 2.5 Gbps Ethernet port
4. 2.5 Gig Internet port
5. Power LED
6. Power connection

SET-UP

1. On your mobile phone, scan the QR code to download the Orbi app and follow the setup instructions

If you used the Orbi app before, go to the dashboard and tap the top left menu, then SET UP A NEW ORBI SYSTEM.



2. Check your network security with NETGEAR Armor™

NETGEAR Armor protects your family's WiFi with an automatic shield of security across your connected devices.

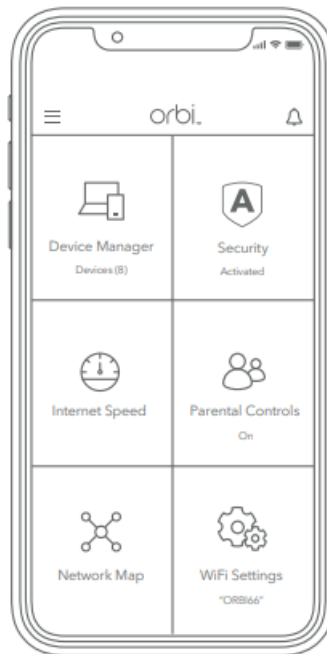
Tap the SECURITY tile in your Orbi app to explore your complimentary Armor trial and protection score.



3. Do more with the app

Check out everything you can do on the Orbi app! Pause the Internet, run a speed test, set smart parental controls, and more.

(Availability of software services can vary by region.)



NEED HELP?

If you're having problems with the installation, turn off your modem and router and disconnect them. Reboot your modem. Reconnect your Orbi router to your modem and try installing with the Orbi app again. You can also find more setup help online at netgear.com/orbihelp.

ADVANCED SETUP

The Orbi App provides the best setup experience for most users. For advanced setup, you can use the Orbi web interface portal. Visit orbilogin.com to access the Orbi web interface.

SUPPORT AND COMMUNITY

Get your questions answered and access the latest downloads at netgear.com/support, and check out our NETGEAR Community at community.netgear.com.

REGULATORY AND LEGAL

Since produit est vendu au Canada, vous pouvez accéder à ce document en français canadien à netgear.com/support/download. (If this product is sold in Canada, you can access this document in Canadian French at netgear.com/support/download.) For regulatory compliance information including the EU Declaration of Conformity, visit netgear.com/about/regulatory. See the regulatory compliance document before connecting the power supply. For NETGEAR's Privacy Policy, visit netgear.com/about/privacy-policy. By using this device, you are agreeing to NETGEAR's Terms and Conditions at netgear.com/about/terms-and-conditions. If you do not agree, return the device to your place of purchase within your return period.

Applicable to 6 GHz devices only: Only use the device indoors. The operation of 6 GHz devices is prohibited on oil platforms, cars, trains, boats, and aircraft, except that operation of this device is permitted in large aircraft while flying above 10,000 feet. Operation of transmitters in the 5.925-7.125 GHz band is prohibited for control of or communications with unmanned aircraft systems.


© NETGEAR, Inc., NETGEAR, the NETGEAR Logo, and the Orbi logo are trademarks of NETGEAR, Inc. Any non-NETGEAR trademarks are used for reference purposes only.

NETGEAR, Inc.

350 East Plumeria Drive
San Jose, CA 95134, USA

NETGEAR INTERNATIONAL LTD
Floor 6, Penrose Two
Penrose Dock, Cork, T23 YY09, Ireland

Documents / Resources

	NETGEAR RBE773 Tri Band WiFi Mesh System [pdf] Instructions RBE773, RBE772, RBE770, RBE771, RBE773 Tri Band WiFi Mesh System, RBE773, Tri Band WiFi Mesh System, WiFi Mesh System, Mesh System, System
---	---

References

- [N English - NETGEAR Communities](#)
- [N NETGEAR Terms and Conditions | NETGEAR](#)
- [N What should I do if I'm having trouble installing my Orbi WiFi System? - NETGEAR Support](#)
- [N NETGEAR Support | NETGEAR](#)
- [N Download Center | Downloads and Documentation | NETGEAR](#)
- [N Orbi Login & Setup | NETGEAR](#)
- [User Manual](#)

[Manuals+](#), [Privacy Policy](#)

This website is an independent publication and is neither affiliated with nor endorsed by any of the trademark owners. The "Bluetooth®" word mark and logos are registered trademarks owned by Bluetooth SIG, Inc. The "Wi-Fi®" word mark and logos are registered trademarks owned by the Wi-Fi Alliance. Any use of these marks on this website does not imply any affiliation with or endorsement.