



NETGEAR RAX50 Nighthawk AX6 6-Stream WiFi Router User Guide

[Home](#) » [NETGEAR](#) » NETGEAR RAX50 Nighthawk AX6 6-Stream WiFi Router User Guide 

Contents

- [1 RAX50 Nighthawk AX6 6-Stream WiFi Router](#)
- [2 Product Information](#)
- [3 Product Usage Instructions](#)
- [4 INSTALLATION](#)
- [5 Contents](#)
- [6 Overview](#)
- [7 Troubleshooting](#)
 - [7.1 Support and Community](#)
 - [7.2 Regulatory and Legal](#)
- [8 Documents / Resources](#)
 - [8.1 References](#)
- [9 Related Posts](#)

NETGEAR®

RAX50 Nighthawk AX6 6-Stream WiFi Router



Product Information

The Nighthawk app is a mobile application that helps users set up and manage their NETGEAR router. With the app, users can secure their devices with NETGEAR Armor, pause the internet, run speed tests, and set parental controls. The router comes with four antennas, an Ethernet cable, a power adapter, a USB 3.0 port, and LED indicators for power, internet, and Wi-Fi connectivity.

Product Usage Instructions

1. Download the Nighthawk app to your mobile phone.
2. Follow the setup instructions in the app to install your router.
3. Tap the Security icon in the app to explore your free trial of NETGEAR Armor.
4. Use the app to pause the internet, run speed tests, and set parental controls.
5. If you already own another NETGEAR router and used the Nighthawk app before, tap > NEW SETUP to install your new router.
6. If you experience any issues during installation, visit netgear.com/routerhelp for more information.
7. Visit netgear.com/support for troubleshooting and access to the latest downloads.

Before connecting the power supply, be sure to review the regulatory compliance document available at <https://www.netgear.com/about/regulatory/>.

INSTALLATION

1. Download the Nighthawk app to install your router

On your mobile phone, download the Nighthawk app and follow the setup instructions.



2. Secure your devices with NETGEAR Armor

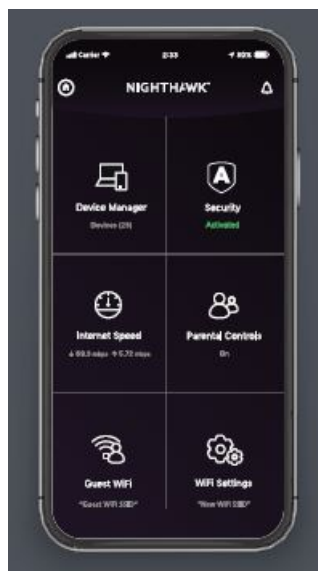
NETGEAR Armor™ powered by Bitdefender® provides best-in-class cybersecurity protection for your smart devices, smartphones, and computers. Tap the Security icon in your Nighthawk app to explore your free trial.



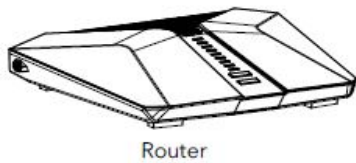
3. Do more with the app

Check out everything you can do on the Nighthawk app! Pause the Internet, run a speed test, set Smart Parental Controls, and more. **Check for Smart Parental Controls availability in your area:**

www.netgear.com/NETGEAR-SPC-availability



Contents



Router



Antenna x 4

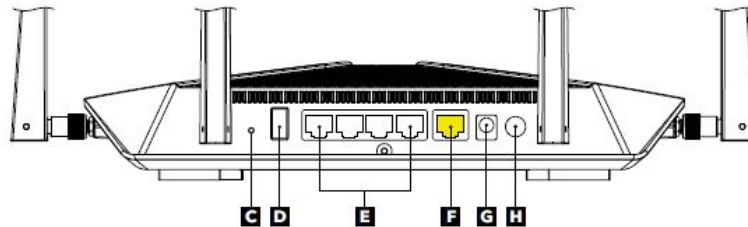
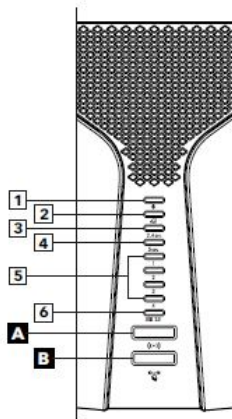


Ethernet Cable



Power Adapter
(varies by region)

Overview



A WiFi On/Off Button with LED
B WPS Button with LED
C Reset Button
D USB 3.0 Port

E Ethernet Ports 1–4
F Internet Port
G Power Connector
H Power On/Off Button

1 Power LED
2 Internet LED
3 2.4 GHz WiFi LED
4 5 GHz WiFi LED

5 Ethernet Ports 1–4 LEDs
6 USB 3.0 LED

Troubleshooting

If you're having problems with the installation, try the following:

- Turn off your modem and router and disconnect them. Reboot your modem. Reconnect your router to your modem, and try installing with the Nighthawk app again.
- If you're still unable to install your router using the Nighthawk app, manually install it using the router web interface.

Visit <http://www.routerlogin.net> to access the router web interface.

If you already own another NETGEAR router and you used the Nighthawk app before, go to the dashboard and tap NEW SETUP to install your new router. For more information, visit netgear.com/routerhelp.

Support and Community

Visit netgear.com/support to get your questions answered and access the latest downloads. You can also check out our NETGEAR Community for helpful advice at community.netgear.com.

Regulatory and Legal

For regulatory compliance information including the EU Declaration of Conformity, visit <https://www.netgear.com/about/regulatory/>. See the regulatory compliance document before connecting the power supply.

NETGEAR, Inc.
350 East Plumeria Drive
San Jose, CA 95134, USA

© NETGEAR, Inc., NETGEAR and the NETGEAR Logo are trademarks of NETGEAR, Inc. Any non-NETGEAR trademarks are used for reference purposes only.


NETGEAR INTERNATIONAL LTD
Floor 1, Building 3,
University Technology Centre
Curraheen Road,
Cork, T12EF21, Ireland

November 2021



201-29341-02

Documents / Resources

	<p>NETGEAR RAX50 Nighthawk AX6 6-Stream WiFi Router [pdf] User Guide RAX50 Nighthawk AX6 6-Stream WiFi Router, RAX50, Nighthawk AX6 6-Stream WiFi Router, 6-Stream WiFi Router, WiFi Router</p>
---	---

References

- [N English - NETGEAR Communities](#)
- [N I'm having trouble installing my NETGEAR router; what do I do? | Answer | NETGEAR Support](#)
- [N NETGEAR Support | NETGEAR](#)
- [N NETGEAR: Advanced WiFi & Networking](#)
- [N Router Login & Setup | NETGEAR](#)
- [N Regulatory | NETGEAR](#)