

**NIGHTHAWK®
RAX36
Nighthawk
WiFi 6
Router**



NETGEAR RAX36 Nighthawk WiFi 6 Router User Guide

[Home](#) » [NETGEAR](#) » NETGEAR RAX36 Nighthawk WiFi 6 Router User Guide 

Contents

- [1 NETGEAR RAX36 Nighthawk WiFi 6 Router](#)
- [2 Product Information](#)
- [3 Product Usage Instructions](#)
- [4 FAQ](#)
- [5 Quick Start](#)
- [6 Contents](#)
- [7 Overview](#)
- [8 Troubleshooting](#)
- [9 Documents / Resources](#)
 - [9.1 References](#)

NIGHTHAWK®

NETGEAR RAX36 Nighthawk WiFi 6 Router



Product Information

Specifications

- **Model:** Nighthawk
- **Manufacturer:** NETGEAR, Inc.
- **Features:** NETGEAR Armor™, Parental Controls, Network Map, WiFi Settings
- **Components:**
 1. Router
 2. Ethernet cable
 3. Power adapter (varies by region)
- **Indicators:**
 - Power LED
 - Internet LED
 - WiFi LED
 - Ethernet LED
 - WPS LED

Product Usage Instructions

Setup

1. Scan the QR code on your mobile phone to download the Nighthawk app and follow the setup instructions.
2. If you have used the Nighthawk app before, go to the dashboard, tap the top left menu, then select "SET UP A NEW NIGHTHAWK SYSTEM."

Network Security

Check your network security with NETGEAR Armor™. NETGEAR Armor provides automatic security across your connected devices. Tap the SECURITY tile in the Nighthawk app to explore your complimentary Armor trial and protection score.

App Features

Explore the features of the Nighthawk app, such as pausing the Internet, running speed tests, setting parental controls, and more.

(Availability of software services can vary by region.)

Troubleshooting

If you encounter installation issues, consider these tips. Additionally, you can find more setup help online at netgear.com/routerhelp

FAQ

- **Q: Where can I get support for my Nighthawk router?**
 - A: You can get your questions answered and access the latest downloads at netgear.com/support. You can also visit the NETGEAR Community at community.netgear.com for additional assistance.
- **Q: Are there any regulatory restrictions for using the Nighthawk router?**
 - A: Applicable to 6 GHz devices only, ensure that you only use the device indoors. The operation of 6 GHz devices is prohibited on oil platforms, cars, trains, boats, and aircraft, except for large aircraft flying above 10,000 feet. Additionally, the operation of transmitters in the 5.925-7.125 GHz band is prohibited for controlling or communicating with unmanned aircraft systems.


Quick Start

1. On your mobile phone, scan the QR code to download the Nighthawk app and follow the setup instructions
If you used the Nighthawk app before, go to the dashboard and tap the top left menu, then SET UP A NEW NIGHTHAWK SYSTEM.



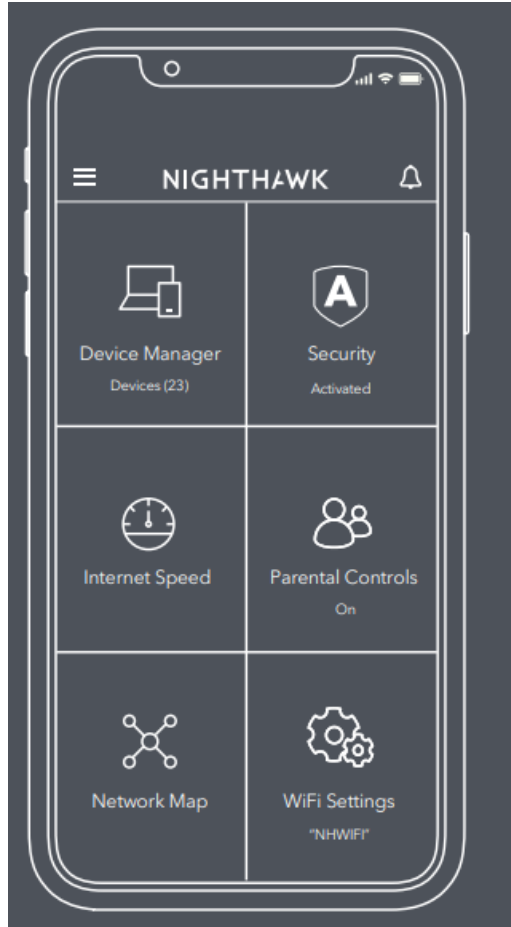
2. Check your network security with NETGEAR Armor™

NETGEAR Armor protects your family's WiFi with an automatic shield of security across your connected devices. Tap the SECURITY tile in your Nighthawk app to explore your complimentary Armor trial and protection score.

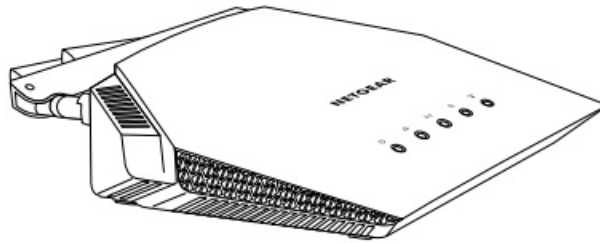


3. Do more with the app

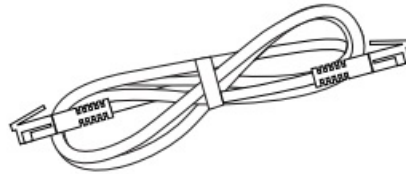
Check out everything you can do on the Nighthawk app! Pause the Internet, run a speed test, set smart parental controls, and more. (Availability of software services can vary by region.)



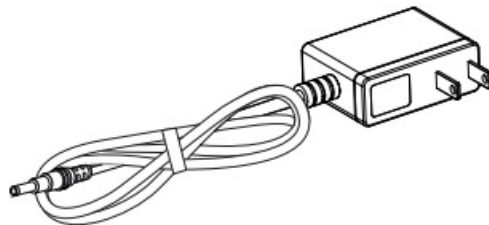
Contents



Router

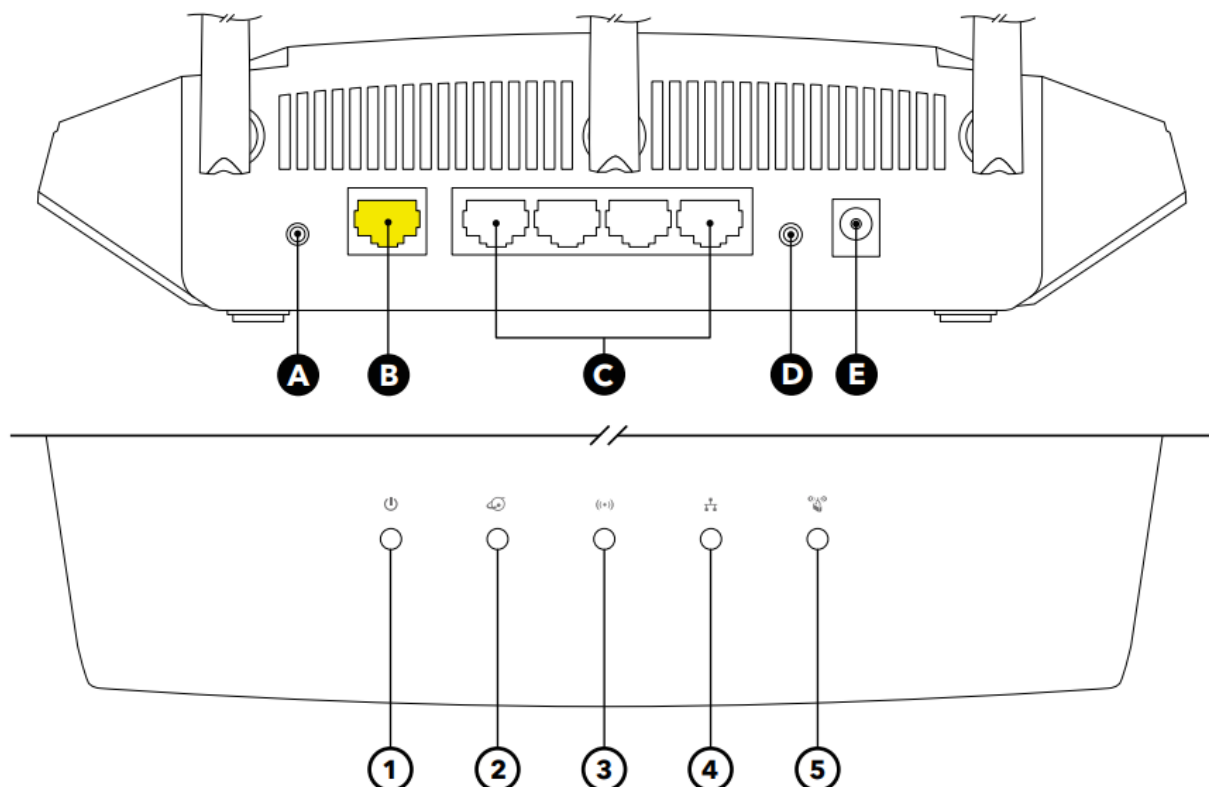


Ethernet cable



Power adapter
(varies by region)

Overview



- A WPS button
- B Internet port
- C Ethernet LAN ports
- D Reset button
- E Power connection

1. Power LED
2. Internet LED
3. WiFi LED
4. Ethernet LED
5. WPS LED

Troubleshooting

If you're having problems with the installation, you can try these tips:

- Turn off your modem and router and disconnect them. Reboot your modem. Reconnect your router to your modem and try installing the Nighthawk app again.
- If you're still unable to install your router using the Nighthawk app, install it using the router web interface. Visit routerlogin.net to access the router web interface.

You can also find more setup help online at netgear.com/routerhelp.

Support and Community

Get your questions answered and access the latest downloads at netgear.com/support, and check out our NETGEAR Community at community.netgear.com.

Regulatory and Legal

If this product is sold in Canada, you can access this document in Canadian French at netgear.com/support/download/.) For regulatory compliance information including the EU Declaration of Conformity, visit netgear.com/about/regulatory/. See the regulatory compliance document before connecting the power supply. For NETGEAR's Privacy Policy, visit netgear.com/about/privacy-policy. By using this device, you are agreeing to NETGEAR's Terms and Conditions at netgear.com/about/terms-and-conditions. If you do not agree, return the device to your place of purchase within your return period. Applicable to 6 GHz devices only: Only use the device indoors. The operation of 6 GHz devices is prohibited on oil platforms, cars, trains, boats, and aircraft, except that operation of this device is permitted in large aircraft while flying above 10,000 feet. Operation of transmitters in the 5.925-7.125 GHz band is prohibited for control of or communications with unmanned aircraft systems.

Documents / Resources



[NETGEAR RAX36 Nighthawk WiFi 6 Router](#) [pdf] User Guide

RAX36, RAX36 Nighthawk WiFi 6 Router, RAX36, Nighthawk WiFi 6 Router, WiFi 6 Router, Router

References

- [!\[\]\(cd3e54d951a9fb854f48e4697cf550f9_img.jpg\) English - NETGEAR Communities](#)
- [!\[\]\(cc729e263f29c0a76fbdc4cfe67fceb0_img.jpg\) I'm having trouble installing my NETGEAR router; what do I do? - NETGEAR Support](#)
- [!\[\]\(90d36d418f8f7ab67431ba2525e00a5e_img.jpg\) NETGEAR Support | NETGEAR](#)
- [!\[\]\(f70e40faeec369ff477dbaef549ee05b_img.jpg\) Download Center | Downloads and Documentation | NETGEAR](#)
- [User Manual](#)

[Manuals+](#), [Privacy Policy](#)

This website is an independent publication and is neither affiliated with nor endorsed by any of the trademark owners. The "Bluetooth®" word mark and logos are registered trademarks owned by Bluetooth SIG, Inc. The "Wi-Fi®" word mark and logos are registered trademarks owned by the Wi-Fi Alliance. Any use of these marks on this website does not imply any affiliation with or endorsement.