



NETGEAR R6700AX AX1800 4-Stream WiFi 6 Router User Guide

[Home](#) » [NETGEAR](#) » NETGEAR R6700AX AX1800 4-Stream WiFi 6 Router User Guide



Quick Start

1. Download the Nighthawk app to install your router

On your mobile phone, download the Nighthawk app and follow the setup instructions.



2. Secure your devices with NETGEAR Armor

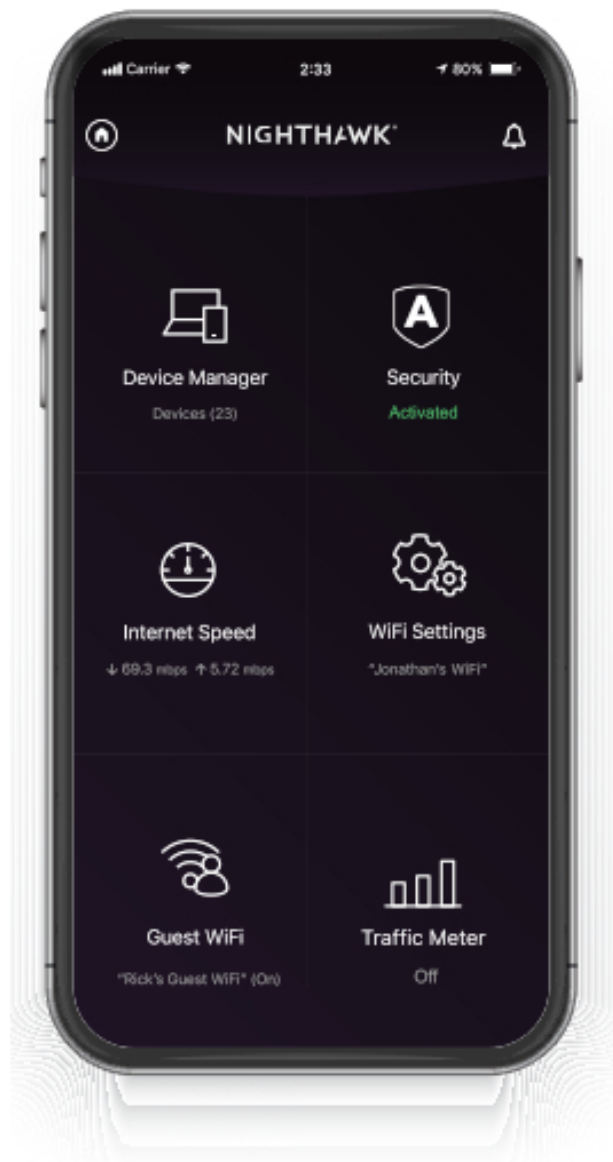
Tap the **Security** icon in your Nighthawk app to verify that NETGEAR Armor™ is activated.

Your Nighthawk comes with NETGEAR Armor cybersecurity. Armor blocks online threats like hackers and phishing attempts on your devices.



3. Do more with the app

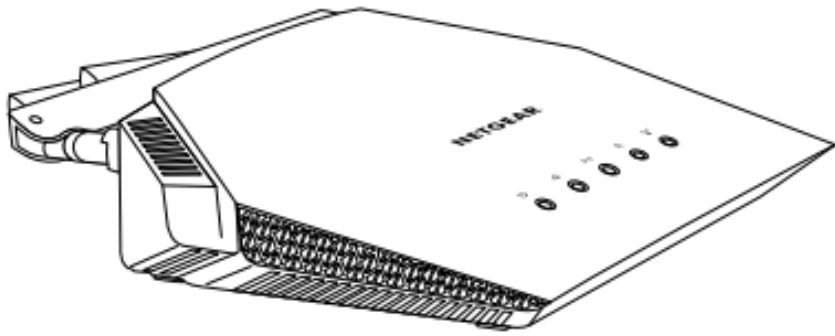
Check out everything you can do on the Nighthawk app! Run a speed test, pause the Internet, see all the connected devices, and more.



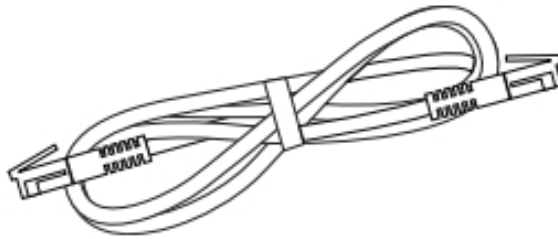
Contents [[hide](#)

- [1 Contents](#)
- [2 Overview](#)
- [3 Troubleshooting](#)
- [4 Documents / Resources](#)
 - [4.1 References](#)
- [5 Related Posts](#)

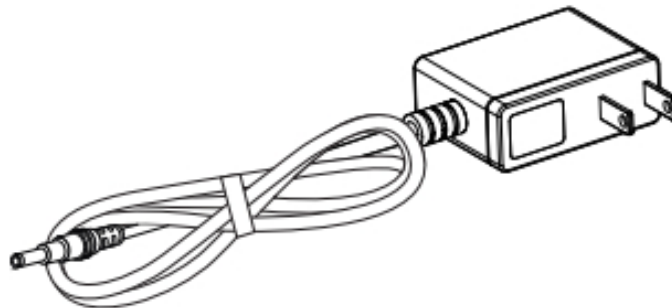
Contents



Router

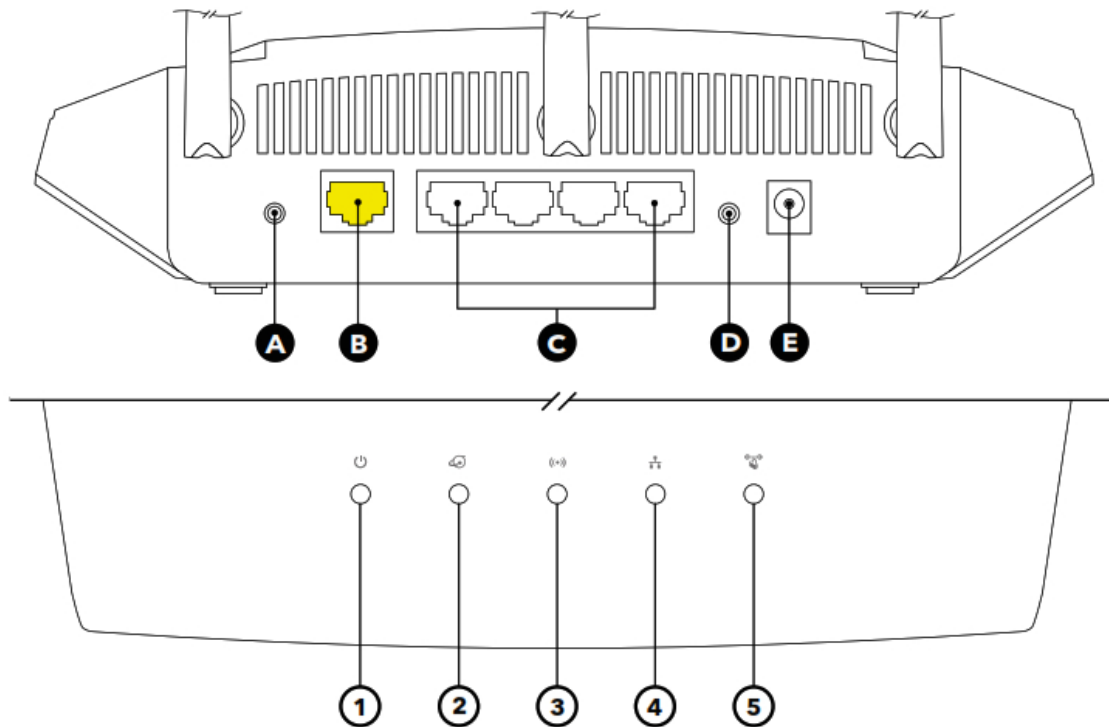


Ethernet cable



Power adapter
(varies by region)

Overview



A WPS button
B Internet port
C Ethernet ports 1–4
D Reset button ([login/Reset instructions](#))
E Power On/Off button

1. Power LED
 2. Internet LED
 3. WiFi LED
 4. Ethernet LED
 5. WPS LED

Support and Community

Visit netgear.com/support to get your questions answered and access the latest downloads. You can also check out our NETGEAR Community for helpful advice at community.netgear.com.

Regulatory and Legal

(If this product is sold in Canada, you can access this document in Canadian French at <https://www.netgear.com/support/download/>.)

For regulatory compliance information including the EU Declaration of Conformity, visit <https://www.netgear.com/about/regulatory/>.

See the regulatory compliance document before connecting the power supply.

For NETGEAR's Privacy Policy, visit <https://www.netgear.com/about/privacy-policy>.

By using this device, you are agreeing to NETGEAR's Terms and Conditions at <https://www.netgear.com/about/terms-and-conditions>. If you do not agree, return the device to your place of purchase within your return period.

Troubleshooting

If you're having problems with the installation, try one of the following:

- Turn off your modem and router and disconnect them. Reboot your modem. Reconnect your router to your modem, and try installing with the Nighthawk app again.
- If you're still unable to install your router using the Nighthawk app, manually install it using the router web interface.

Visit <http://www.routerlogin.net> to access the router web interface. For more information, visit netgear.com/routerhelp.

NETGEAR INTERNATIONAL LTD

Floor 1, Building 3, University Technology Centre
Curraheen Road, Cork, T12EF21, Ireland

NETGEAR, Inc.

350 East Plumeria Drive
San Jose, CA 95134, USA

NETGEAR®


© NETGEAR, Inc., NETGEAR and the NETGEAR Logo are trademarks of NETGEAR, Inc. Any non-NETGEAR trademarks are used for reference purposes only.

July 2020



201-26720-01

Documents / Resources

	<p>NETGEAR R6700AX AX1800 4-Stream WiFi 6 Router [pdf] User Guide R6700AX, AX1800, 4-Stream WiFi 6 Router, AX1800 4-Stream WiFi 6 Router, R6700AX AX1800 4-Stream WiFi 6 Router</p>
---	---

References

- [N English - NETGEAR Communities](#)
- [N I'm having trouble installing my NETGEAR router; what do I do? | Answer | NETGEAR Support](#)
- [N NETGEAR Support | NETGEAR](#)
- [N Router Login & Setup | NETGEAR](#)
- [N NETGEAR Privacy Policy | NETGEAR](#)
- [N Regulatory | NETGEAR](#)
- [N NETGEAR Terms and Conditions | NETGEAR](#)
- [N Download Center | Downloads and Documentation | NETGEAR](#)