



NETGEAR Orbi Tri-band Mesh WiFi 6 System RBK853 User Guide

[Home](#) » [NETGEAR](#) » NETGEAR Orbi Tri-band Mesh WiFi 6 System RBK853 User Guide 

Contents

- [1 NETGEAR Orbi Tri-band Mesh WiFi 6 System RBK853](#)
- [2 Contents](#)
- [3 Overview](#)
- [4 Troubleshooting](#)
- [5 Support and Community](#)
- [6 Documents / Resources](#)
 - [6.1 References](#)
- [7 Related Posts](#)

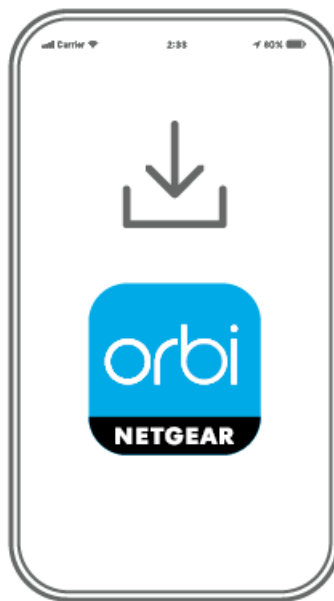


NETGEAR Orbi Tri-band Mesh WiFi 6 System RBK853



Download the Orbi app and install your Orbi WiFi system

On your mobile phone, download the Orbi app and follow the setup instructions.



Secure your devices with NETGEAR Armor™

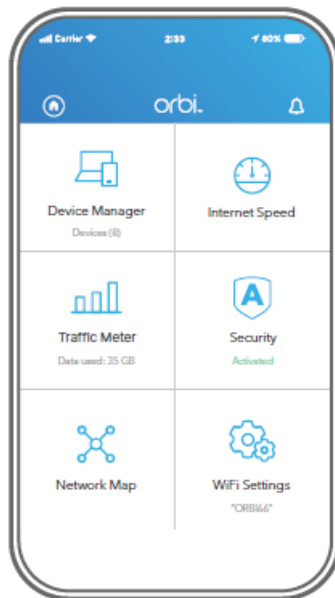
Tap the Security icon in your Orbi app to verify that your NETGEAR Armor is activated.

Your Orbi comes with NETGEAR Armor cybersecurity. Armor blocks online threats like hackers and phishing attempts on your devices.

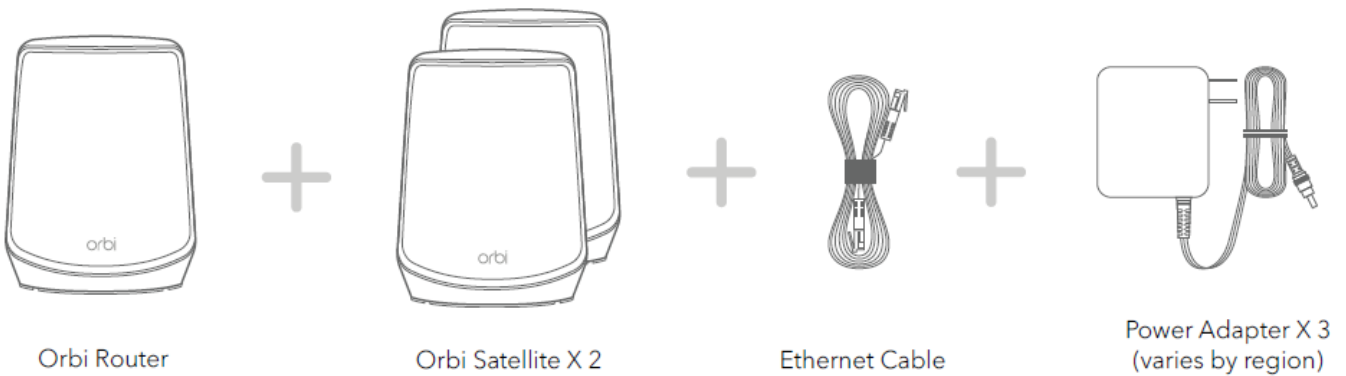


Do more with the app

Check out everything you can do on the Orbi app! Run a speed test, pause the Internet, see all the connected devices, and more.



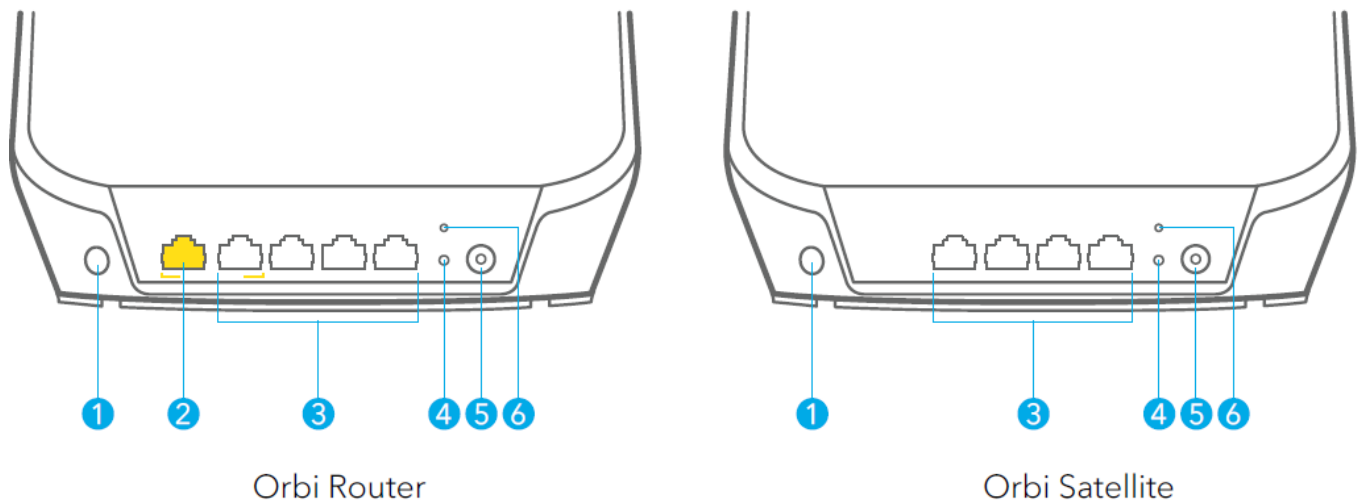
Contents



- Orbi Router
- Orbi Satellite X 2

- Ethernet Cable
- Power Adapter X 3 (varies by region)

Overview



1. Sync Button
2. Internet Port
3. Ethernet Ports
4. Power LED
5. Power Connector
6. Reset Button

Troubleshooting

If you're having problems with the installation, try one of the following:

- Turn off your modem and Orbi router and disconnect them. Reboot your modem. Reconnect your Orbi router to your modem, and try installing with the Orbi app again.
- If you're still unable to install your Orbi router using the Orbi app, manually install it using the router web interface.

Visit orbilogin.com to access the router web interface.

For more information, visit netgear.com/orbihelp.

Support and Community

Visit netgear.com/support to get your questions answered and access the latest downloads. You can also check out our NETGEAR Community for helpful advice at community.netgear.com

Regulatory and Legal

<https://www.netgear.com/support/download/>

(If this product is sold in Canada, you can access this document in Canadian French at <https://www.netgear.com/support/download/>.)

For regulatory compliance information including the EU Declaration of Conformity, visit

<https://www.netgear.com/about/regulatory/>.

See the regulatory compliance document before connecting the power supply.

For NETGEAR's Privacy Policy, visit <https://www.netgear.com/about/privacy-policy>.

By using this device, you are agreeing to NETGEAR's Terms and Conditions at

<https://www.netgear.com/about/terms-and-conditions>. If you do not agree, return the device to your place of purchase within your return period.


© NETGEAR, Inc., NETGEAR and the NETGEAR Logo are trademarks of NETGEAR, Inc. Any non-NETGEAR trademarks are used for reference purposes only.

NETGEAR, Inc.

350 East Plumeria Drive San Jose, CA 95134, USA



Documents / Resources

<p>Let's get started</p>  <p>1. Download the Orbi app and create an account.</p> <p>2. Connect the Orbi router to your computer and power it on.</p> <p>3. Follow the setup instructions in the app to complete the setup.</p>	<p>NETGEAR Orbi Tri-band Mesh WiFi 6 System RBK853 [pdf] User Guide</p> <p>Orbi, Tri-band, Mesh, WiFi 6 System, RBK853, NETGEAR</p>
---	---

References

- [N English - NETGEAR Communities](#)
- [N I'm having trouble installing my Orbi WiFi System; what do I do? | Answer | NETGEAR Support](#)
- [N NETGEAR Support | NETGEAR](#)
- [N Orbi Login & Setup | NETGEAR](#)
- [N NETGEAR Privacy Policy | NETGEAR](#)
- [N Regulatory | NETGEAR](#)
- [N NETGEAR Terms and Conditions | NETGEAR](#)
- [N Download Center | Downloads and Documentation | NETGEAR](#)