



# NETGEAR Orbi NBK752 WiFi 6 Mesh System Packs 5G Backup Coverage User Manual

[Home](#) » [NETGEAR](#) » NETGEAR Orbi NBK752 WiFi 6 Mesh System Packs 5G Backup Coverage User Manual 

## Contents

- [1 Orbi NBK752 WiFi 6 Mesh System Packs 5G Backup Coverage](#)
  - [1.1 Contents](#)
  - [1.2 Overview](#)
  - [1.3 Troubleshooting](#)
  - [1.4 Support and Community](#)
  - [1.5 Regulatory and Legal](#)
- [2 Documents / Resources](#)
- [3 Related Posts](#)

## Orbi NBK752 WiFi 6 Mesh System Packs 5G Backup Coverage

### Let's get started



1

Download the Orbi app and install your Orbi WiFi system  
On your mobile phone, download the Orbi app and follow the setup instructions.



2

Secure your devices with NETGEAR Armor

NETGEAR Armor™ powered by Bitdefender® provides best-in-class cybersecurity protection for your smart devices, smartphones, and computers. Tap the Security icon in your Orbi app to explore your free trial.

Device Manager Devices (8)

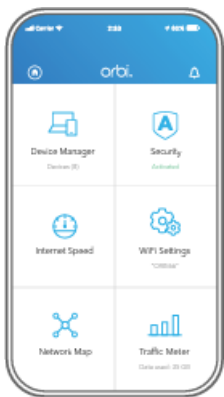
Security Activated

Internet Speed

WiFi Settings “ORBI66”

Network Map

Traffic Meter Data used: 35 GB

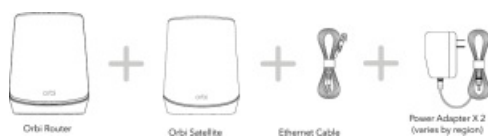


3

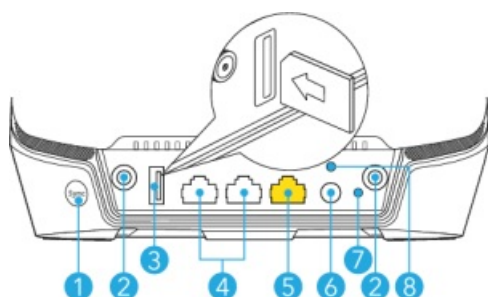
Do more with the app

Check out everything you can do on the Orbi app! Run a speed test, pause the Internet, see all the connected devices, and more.

## Contents



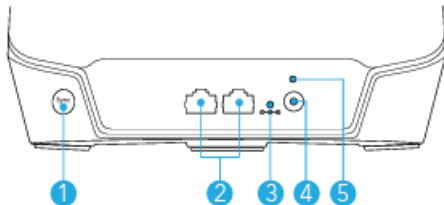
## Overview



1. Sync button

SMA LTE antenna

2. connector. Antenna optional and not included
3. Nano SIM slot
4. Ethernet ports
5. LAN/WAN port
6. Power connector
7. Power LED
8. Reset button



1. Sync Button
2. Ethernet Ports
3. Power LED
4. Power Connector
5. Reset Button

## Troubleshooting

If you're having problems with the installation, try the following:

- Reboot your Orbi Router and try installing with the Orbi app again.
- Run the Setup Wizard using the web interface. Visit [orbilogin.com](http://orbilogin.com) while connected to your Orbi Router to access the web interface.
- Uninstall and reinstall the Orbi app and try again. For more information, visit [netgear.com/orbihelp](http://netgear.com/orbihelp).

NETGEAR, Inc. 350 East Plumeria Drive San Jose, CA 95134, USA

© NETGEAR, Inc., NETGEAR and the NETGEAR Logo are trademarks of NETGEAR, Inc. Any non-NETGEAR trademarks are used for reference purposes only.

NETGEAR INTERNATIONAL LTD

Floor 1, Building 3,  
University Technology Centre

September 2021

Curraheen Road, Cork, T12EF21, Ireland

## Support and Community


Visit [netgear.com/support](http://netgear.com/support) to get your questions answered and access the latest downloads. You can also check out our NETGEAR Community for helpful advice at [community.netgear.com](http://community.netgear.com).

## Regulatory and Legal

<https://www.netgear.com/support/download/>. (If this product is sold in Canada, you can access this document in Canadian French at <https://www.netgear.com/support/download/>.) For regulatory compliance information including

the EU Declaration of Conformity, visit <https://www.netgear.com/about/regulatory/>. See the regulatory compliance document before connecting the power supply. For NETGEAR's Privacy Policy, visit <https://www.netgear.com/about/privacy-policy>. By using this device, you are agreeing to NETGEAR's Terms and Conditions at <https://www.netgear.com/about/terms-and-conditions>. If you do not agree, return the device to your place of purchase within your return period.

**Documents / Resources**



**[NETGEAR Orbi NBK752 WiFi 6 Mesh System Packs 5G Backup Coverage](#)** [pdf] User Manual

NBK752, NBR750, RBS750, NBK752 WiFi 6 Mesh System Packs 5G Backup Coverage, WiFi 6 Mesh System Packs 5G Backup Coverage, Mesh System Packs 5G Backup Coverage, Packs 5G Backup Coverage, 5G Backup Coverage