




NETGEAR Nighthawk AX12 12-Stream AX6000 WiFi Router RAX120 User Guide

[Home](#) » [NETGEAR](#) » NETGEAR Nighthawk AX12 12-Stream AX6000 WiFi Router RAX120 User Guide 



Contents

- [1 Quick Start](#)
- [2 Contents](#)
- [3 Overview](#)
- [4 Troubleshooting](#)
- [5 Support and Community](#)
- [6 Regulatory and Legal](#)
- [7 Documents / Resources](#)
 - [7.1 References](#)
- [8 Related Posts](#)

Quick Start

Download the Nighthawk app to install your router

On your mobile phone, download the Nighthawk app and follow the setup instructions.



Secure your devices with NETGEAR Armor™

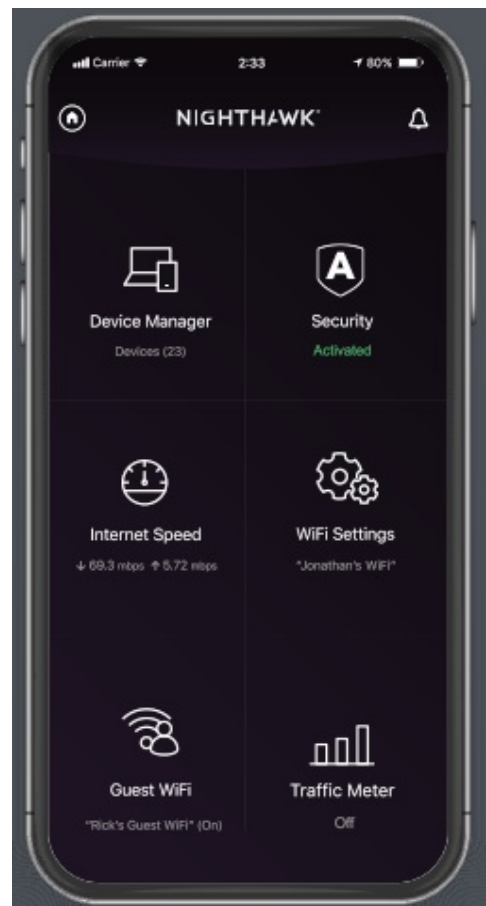
Tap the Security icon in your Nighthawk app to verify that NETGEAR Armor is activated.

Your Nighthawk comes with NETGEAR Armor cybersecurity. Armor blocks online threats like hackers and phishing attempts on your devices.



Do more with the app

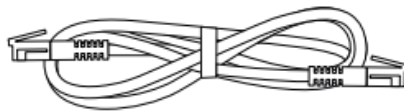
Check out everything you can do on the Nighthawk app! Run a speed test, pause the Internet, see all the connected devices, and more.



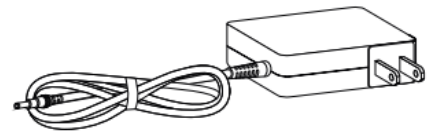
Contents



Router

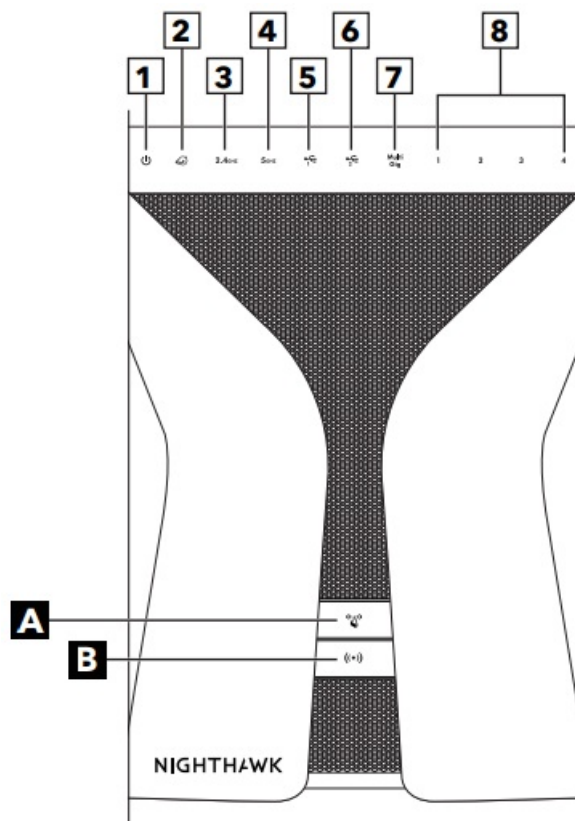


Ethernet Cable

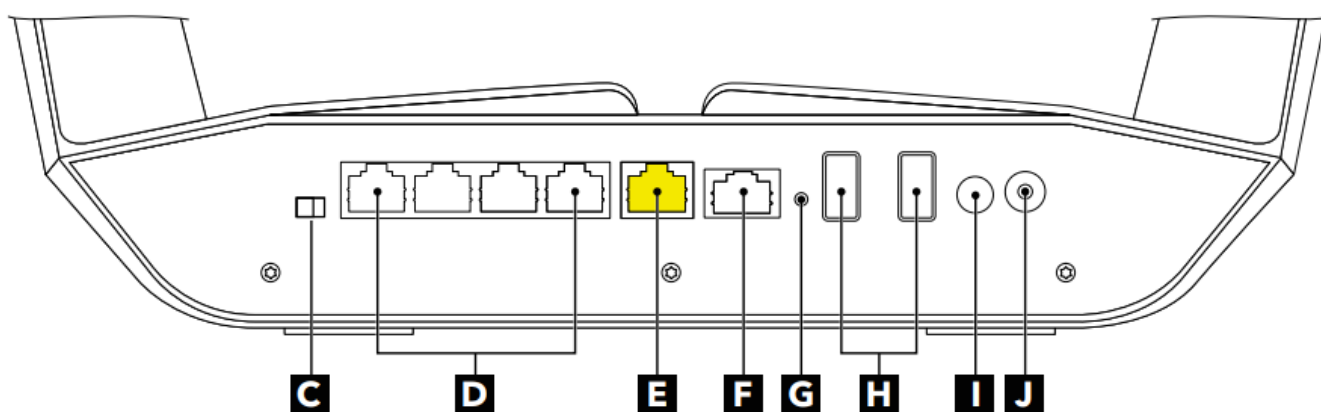


Power Adapter
(varies by region)

Overview



1 Power LED	5 USB 1 LED
2 Internet LED	6 USB 2 LED
3 2.4 GHz WiFi LED	7 Multi-Gig port LED
4 5 GHz WiFi LED	8 Ethernet Ports 1–4 LEDs



A WPS Button with LED	F Multi-Gig Ethernet port
B WiFi On/Off Button with LED	G Reset button (login/Reset Instructions)
C LED On/Off switch	H USB ports 1 and 2
D Ethernet ports 1–4	I Power On/Off Button
E Internet Port	J Power Connector

Troubleshooting

If you're having problems with the installation, try one of the following:

- Turn off your modem and router and disconnect them. Reboot your modem. Reconnect your router to your modem, and try installing with the Nighthawk app again.
- If you're still unable to install your router using the Nighthawk app, manually install it using the router web interface. Visit <http://www.routerlogin.net> to access the router web interface.

For more information, visit netgear.com/routerhelp.

Support and Community

Visit netgear.com/support to get your questions answered and access the latest downloads.

You can also check out our NETGEAR Community for helpful advice at community.netgear.com.

Regulatory and Legal

(If this product is sold in Canada, you can access this document in Canadian French at <https://www.netgear.com/support/download/>.)


For regulatory compliance information including the EU Declaration of Conformity, visit <https://www.netgear.com/about/regulatory/>.

See the regulatory compliance document before connecting the power supply. For NETGEAR's Privacy Policy, visit <https://www.netgear.com/about/privacy-policy>.

By using this device, you are agreeing to NETGEAR's Terms and Conditions at <https://www.netgear.com/about/terms-and-conditions>. If you do not agree, return the device to your place of purchase within your return period.

NETGEAR®

NETGEAR, Inc.
350 East Plumeria Drive
San Jose, CA 95134, USA
May 2020



201-25552-01

NETGEAR INTERNATIONAL LTD
Floor 1, Building 3,
University Technology Centre
Curraheen Road, Cork,
T12EF21, Ireland

Any nonNETGEAR trademarks are used for reference purposes only.

Documents / Resources



[NETGEAR Nighthawk AX12 12-Stream AX6000 WiFi Router RAX120](#) [pdf] User Guide
Nighthawk, AX12, 12-Stream, AX6000, WiFi Router, RAX120, NETGEAR

References

- [N English - NETGEAR Communities](#)
- [N I'm having trouble installing my NETGEAR router; what do I do? | Answer | NETGEAR Support](#)
- [N NETGEAR Support | NETGEAR](#)
- [N Router Login & Setup | NETGEAR](#)
- [N NETGEAR Privacy Policy | NETGEAR](#)
- [N Regulatory | NETGEAR](#)
- [N NETGEAR Terms and Conditions | NETGEAR](#)
- [N Download Center | Downloads and Documentation | NETGEAR](#)