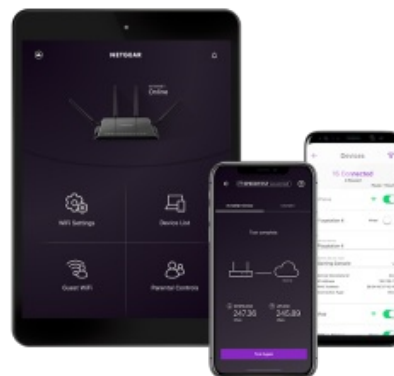


NETGEAR Nighthawk App: User Guide for Router Setup & Security

[Home](#) » [NETGEAR](#) » **NETGEAR Nighthawk App: User Guide for Router Setup & Security** 

The NETGEAR Nighthawk App User Guide is an essential tool for users who want to set up and secure their router. The guide provides step-by-step instructions on how to download the Nighthawk app and follow the setup process. It also explains how to activate NETGEAR Armor cybersecurity to protect devices from online threats like hackers and phishing attempts. Additionally, users can do more with the app by running a speed test, pausing the internet, and viewing all connected devices. The guide includes a troubleshooting section that offers solutions to common installation problems. If users are still unable to install their router using the Nighthawk app, they can manually install it using the router web interface. The guide also provides links to NETGEAR's support and community pages for additional help and advice. Finally, the regulatory and legal section includes information on regulatory compliance, privacy policy, and terms and conditions. Overall, the NETGEAR Nighthawk App User Guide is a comprehensive resource for users who want to optimize their router's performance and security.



NETGEAR Nighthawk App User Guide

Contents

- [1 Quick Start](#)
- [2 Contents](#)
- [3 Troubleshooting](#)
- [4 Support and Community](#)
- [5 Regulatory and Legal](#)
- [6 NETGEAR](#)
- [7 SPECIFICATION](#)
- [8 FAQs](#)
- [9 Documents / Resources](#)
 - [9.1 References](#)
- [10 Related Posts](#)

Quick Start

1. **Download the Nighthawk app to install your router** On your mobile phone, download the Nighthawk app



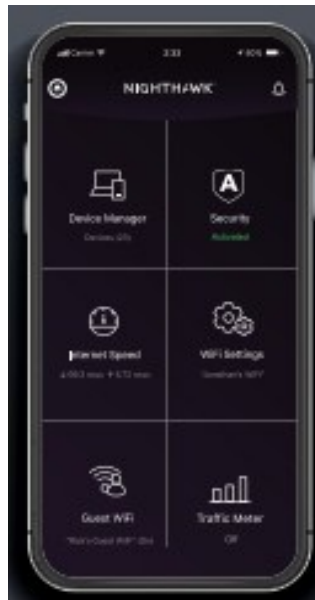
and follow the setup instructions.

2. **Secure your devices with NETGEAR Armor** Tap the **Security** icon in your Nighthawk app to verify that NETGEAR Armor is activated. Your Nighthawk comes with NETGEAR Armor cybersecurity. Armor blocks



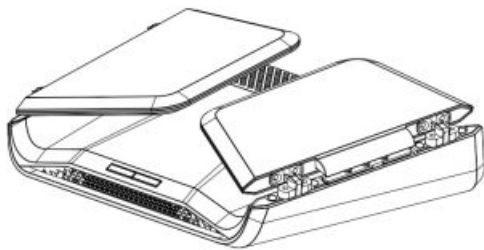
online threats like hackers and phishing attempts on your devices.

3. **Do more with the app** check out everything you can do on the Nighthawk app! Run a speed test, pause the




internet see all the connected devices and more.

Contents



Router

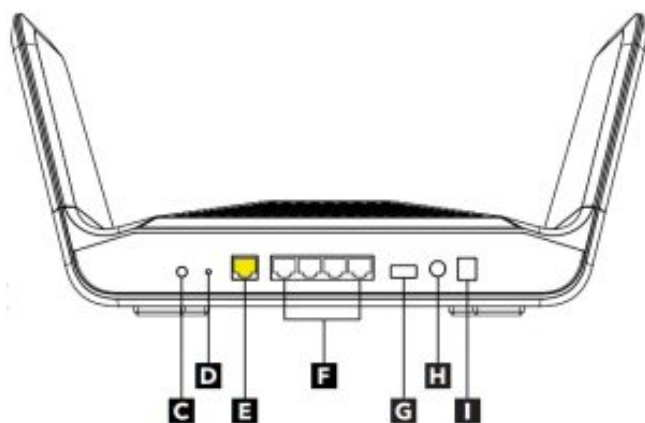


Ethernet cable



Power adapter
(varies by region)

1. Power LED
2. Internet LED
3. 2.4 GHz WiFi LED
4. 5 GHz 1 WiFi LED
5. 5 GHz 2 WiFi LED
6. Ethernet Ports 1–4 LEDs
7. USB 3.0 LED



A WiFi On/Off button with LED **B** WPS button with LED **C** LED On/Off button **D** Reset button **E** Internet port **F** Ethernet ports 1–4 **G** USB 3.0 port **H** Power On/Off button **I** Power connector

Troubleshooting

If you're having problems with the installation, try one of the following:

- Turn off your modem and router and disconnect them. Restart your modem. Reconnect your router to your modem, and try installing with the Nighthawk app again.
- If you're still unable to install your router using the Nighthawk app, manually install it using the router web interface. Visit <http://www.routerlogin.net> to access the router web interface. For more information, visit netgear.com/routerhelp.

Support and Community

Visit netgear.com/support to get your questions answered and access the latest downloads. You can also check out our NETGEAR Community for helpful advice at

Regulatory and Legal

(If this product is sold in Canada, you can access this document in Canadian French at <https://www.netgear.com/support/download/>.) For regulatory compliance information including the EU Declaration of Conformity, visit <https://www.netgear.com/about/regulatory/>. See the regulatory compliance document before connecting the power supply. For NETGEAR's Privacy Policy, visit <https://www.netgear.com/about/privacy-policy>. By using this device, you are agreeing to NETGEAR's Terms and Conditions at <https://www.netgear.com/about/terms-and-conditions>. If you do not agree, return the device to your place of purchase within your return period. **NETGEAR, Inc. 350 East Plumeria Drive San Jose, CA 95134, USA NETGEAR INTERNATIONAL LTD Floor 1, Building 3, University Technology Centre Curraheen Road, Cork, July 2020 T12EF21, Ireland**

NETGEAR

© NETGEAR, Inc., NETGEAR and the NETGEAR Logo are trademarks of NETGEAR, Inc. Any non-NETGEAR trademarks are used for reference purposes only.

SPECIFICATION

Product Name	NETGEAR Nighthawk App User Guide
--------------	----------------------------------

Functionality	Router setup and security
Features	<ul style="list-style-type: none"> • Step-by-step instructions for Nighthawk app download and setup • Activation of NETGEAR Armor cybersecurity • Speed test • Pause internet • View all connected devices • Troubleshooting section • Manual installation option • Links to support and community pages • Regulatory compliance information • Privacy policy • Terms and conditions
LED Indicators	<ul style="list-style-type: none"> • Power LED • Internet LED • 2.4 GHz WiFi LED • 5 GHz 1 WiFi LED • 5 GHz 2 WiFi LED • Ethernet Ports 1-4 LEDs • USB 3.0 LED • WiFi On/Off button with LED • WPS button with LED • LED On/Off button • Reset button
Ports	<ul style="list-style-type: none"> • Internet port • Ethernet ports 1-4 • USB 3.0 port • Power connector
Manufacturer	NETGEAR, Inc.
Address	<ul style="list-style-type: none"> • 350 East Plumeria Drive • San Jose, CA 95134, USA • Floor 1, Building 3, University Technology Centre • Curraheen Road, Cork, July 2020 T12EF21, Ireland

Trademark	NETGEAR and the NETGEAR Logo are trademarks of NETGEAR, Inc. Any non-NETGEAR trademarks are used for reference purposes only.
-----------	---

FAQS

What should users do if they are having problems with the installation?

Users should turn off their modem and router and disconnect them. Restart the modem, reconnect the router to the modem, and try installing with the Nighthawk app again. If they are still unable to install their router using the Nighthawk app, they can manually install it using the router web interface.

How can users verify that NETGEAR Armor is activated?

Users can tap the Security icon in their Nighthawk app to verify that NETGEAR Armor is activated.

What can users do with the Nighthawk app?

Users can download the app to install their router, activate NETGEAR Armor cybersecurity, run a speed test, pause the internet, and view all connected devices.

What is the NETGEAR Nighthawk App User Guide?

The NETGEAR Nighthawk App User Guide is a comprehensive resource for users who want to optimize their router's performance and security.

What information is included in the regulatory and legal section?

The regulatory and legal section includes information on regulatory compliance, privacy policy, and terms and conditions.


Where can users find additional help and advice?

Users can visit NETGEAR's support and community pages for additional help and advice.

Where can users access the router web interface?

Users can access the router web interface by visiting <http://www.routerlogin.net>.

Documents / Resources

	NETGEAR Nighthawk App [pdf] User Guide Nighthawk App
---	---

References

- [N English - NETGEAR Communities](#)
- [N I'm having trouble installing my NETGEAR router; what do I do? | Answer | NETGEAR Support](#)
- [N NETGEAR Support | NETGEAR](#)
- [N Router Login & Setup | NETGEAR](#)

- [N NETGEAR Privacy Policy | NETGEAR](#)
- [N Regulatory | NETGEAR](#)
- [N NETGEAR Terms and Conditions | NETGEAR](#)
- [N Download Center | Downloads and Documentation | NETGEAR](#)

Manuals+.