



# NETGEAR GS105v4 5-Port Gigabit Switch User Guide

[Home](#) » [NETGEAR](#) » NETGEAR GS105v4 5-Port Gigabit Switch User Guide 

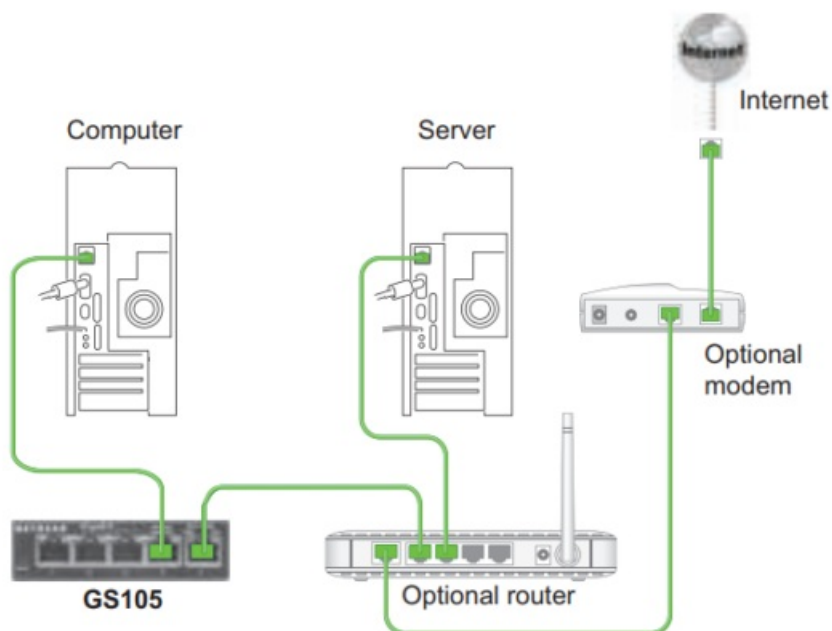
## NETGEAR GS105v4 5-Port Gigabit Switch User Guide



### Contents

- [1 Step 1. Connect equipment](#)
- [2 Step 2. Connect power](#)
- [3 Step 3. Check status](#)
- [4 Specifications](#)
- [5 Technical Support](#)
- [6 Documents / Resources](#)
  - [6.1 References](#)
- [7 Related Posts](#)

## Step 1. Connect equipment



## Step 2. Connect power



## Step 3. Check status



### Power LED








On



Off

### Port LEDs

-  1000 Mbps link  
(both LEDs)
-  100 Mbps link  
(left LED)
-  10 Mbps link  
(right LED)
-  Activity (blinking)
-  No link (off)

## Specifications

Specification	Description
Network interface	RJ-45 connector for 10BASE-T, 100BASE-TX, or 1000BASE-T
Network cable	Category 5e (Cat 5e) or better Ethernet cable
Ports	5
Power adapter	12V © 1.0A DC input
Power consumption	4W max
Weight	0.264 Kg (0.58 lbs)
Dimensions (WxDxH)	99 mm x 102 mm x 27 mm 3.9 in. x 4.0 in. x 1.1 in.
Operating temperature	0-50° C (32-122° F)
Operating humidity	10%-90% relative humidity, noncondensing
Electromagnetic compliance	CE Class B, FCC Class B, VCCI Class B, C-Tick Class B
Safety agency approvals	CE mark, CB

## Technical Support

After installing your device, locate the serial number on the label of your product and use it to register your product at <https://my.netgear.com>.

You must register your product before you can use NETGEAR telephone support. NETGEAR recommends registering your product through the NETGEAR web site. For product updates and web support, visit <http://support.netgear.com>

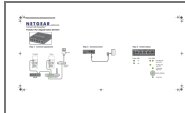
For the complete EU Declaration of Conformity, visit [http://support.netgear.com/app/answers/detail/a\\_id/11621/](http://support.netgear.com/app/answers/detail/a_id/11621/). Statement of Conditions: In the interest of improving internal design, operational function, and/or reliability, NETGEAR reserves the right to make changes to the products described in this document without notice. NETGEAR does not assume any liability that may occur due to the use or application of the product(s) or circuit layout(s) described herein.



This symbol appears in accordance with the European Union Directive 2002/96 on the Waste Electrical and Electronic Equipment (the WEEE directive). If you dispose of this product in the European Union, treat and recycle it in accordance with your jurisdiction's laws that implement the WEEE directive.

NETGEAR, the NETGEAR logo, and Connect with Innovation are trademarks and/or registered trademarks of NETGEAR, Inc. and/or its subsidiaries in the United States and/or other countries. Information is subject to change without notice. Other brand and product names are registered trademarks or trademarks of their respective holders. © NETGEAR, Inc. All rights reserved. For indoor use only in all EU countries and Switzerland.

## Documents / Resources



[NETGEAR GS105v4 5-Port Gigabit Switch](#) [pdf] User Guide  
GS105v4, 5-Port Gigabit Switch, GS105v4 5-Port Gigabit Switch

## References

- [NETGEAR Support | NETGEAR](#)
- [EU Declarations of Conformity | Answer | NETGEAR Support](#)
- [NETGEAR - Common Account Management](#)