



NETGEAR EAX15 WiFi Extender User Guide

[Home](#) » [NETGEAR](#) » NETGEAR EAX15 WiFi Extender User Guide 

Contents

- [1 NETGEAR EAX15 WiFi Extender](#)
- [2 Product Information](#)
- [3 Quick Start](#)
- [4 Overview](#)
- [5 Troubleshooting](#)
- [6 Support and Community](#)
- [7 Documents / Resources](#)
 - [7.1 References](#)
- [8 Related Posts](#)

NETGEAR

NETGEAR EAX15 WiFi Extender



Product Information

The product is a WiFi extender manufactured by NETGEAR. It is designed to enhance the WiFi coverage in your

home or office by amplifying and extending the existing WiFi signal. The extender comes with the Nighthawk app, which is a mobile application that allows you to easily set up and manage the extender. The app provides step-by-step instructions for installation, allows you to run a speed test, and provides information about connected devices.

The extender has the following features:

- **WPS button** – Allows for easy setup by connecting to your router using the WPS (Wi-Fi Protected Setup) method.
- **Reset button** – This allows you to reset the extender to its factory settings.
- **Ethernet port** – Provides a wired connection option for devices that do not have WiFi capabilities.
- **Power LED** – Indicates the power status of the extender.
- **Router Link LED** – Indicates the connection status between the extender and the router.
- **Client Link LED** – Indicates the connection status between the extender and client devices.
- **WPS LED** – Indicates the status of the WPS feature.

If you encounter any issues during installation or need further assistance, you can visit netgear.com/extenderhelp for more information. Additionally, you can visit netgear.com/support to access the latest downloads and get your questions answered. The NETGEAR Community at community.netgear.com is also available for helpful advice.

For regulatory compliance information, including the EU Declaration of Conformity, you can visit <https://www.netgear.com/about/regulatory/>. Make sure to review the regulatory compliance document before connecting the power supply.

NETGEAR's Privacy Policy can be found at <https://www.netgear.com/about/privacy-policy>. By using this device, you are agreeing to NETGEAR's Terms and Conditions, which can be accessed at <https://www.netgear.com/about/terms-and-conditions>. If you do not agree, you can return the device to your place of purchase within the return period.

Quick Start

1. Download the Nighthawk app to install your extender

On your mobile phone, download the Nighthawk app, available on the Google Play™ store and the Apple App Store®.



2. **Connect your phone to the extender WiFi**

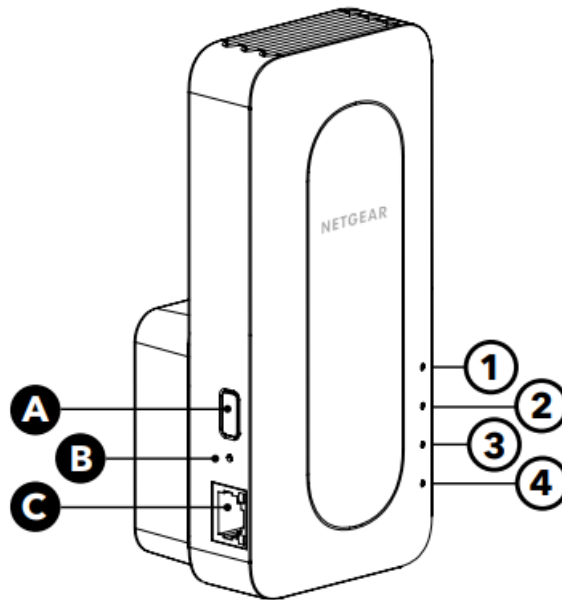
Plug in your extender. Connect your mobile phone to the extender WiFi network called NETGEAR_EXT. Open the Nighthawk app and follow the step-by-step instructions to set up your extender.







3. **Do more with the app**

Check out everything you can do on the Nighthawk app! Run a speed test, see all the connected devices, and more.

Overview



- **A** WPS button
- **B** Reset button
- **C** Ethernet port

-  Power LED
-  Router Link LED
-  Client Link LED
-  WPS LED

Troubleshooting

If you need help with the installation, visit netgear.com/extenderhelp for more information.

Support and Community

- Visit netgear.com/support to get your questions answered and access the latest downloads.
- You can also check out our NETGEAR Community for helpful advice at community.netgear.com.

Regulatory and Legal

- Si ce produit est vendu au Canada, vous pouvez accéder à ce document en français canadien à <http://downloadcenter.netgear.com/other/>. (If this product is sold in Canada, you can access this document in Canadian
- French at <http://downloadcenter.netgear.com/other/>.)
For regulatory compliance information including the EU Declaration of Conformity, visit <https://www.netgear.com/about/regulatory/>.
- See the regulatory compliance document before connecting the power supply.
- For NETGEAR's Privacy Policy, visit <https://www.netgear.com/about/privacy-policy>.

- By using this device, you are agreeing to NETGEAR's Terms and Conditions at <https://www.netgear.com/about/terms-and-conditions>. If you do not agree, return the device to your place of purchase within your return period.

NETGEAR INTERNATIONAL LTD


Floor 1, Building 3, University Technology Centre Curraheen Road, Cork, T12EF21, Ireland

NETGEAR, Inc.

350 East Plumeria Drive San Jose, CA 95134, USA

© NETGEAR, Inc., NETGEAR, and the NETGEAR Logo are trademarks of NETGEAR, Inc. Any non-NETGEAR trademarks are used for reference purposes only.

Documents / Resources

 <p>Quick Start</p> <p>1. Download the Nighthawk app to install your extender On your mobile phone, download the Nighthawk app, available on the Google Play Store and the Apple App Store.</p> <p>2. Connect your phone to the extender WiFi Plug in your extender. Connect your mobile phone to the extender WiFi network (EAX15-XXXX-XXXX). Open the Nighthawk app and follow the on-screen instructions to install your extender.</p> <p>3. Do more with the app Check out our app to learn about the Nighthawk app. For a complete list of the connected devices, and more.</p>	<p>NETGEAR EAX15 WiFi Extender [pdf] User Guide EAX15 WiFi Extender, EAX15, WiFi Extender, Extender</p>
----------------------------------------------------------------------------------------------------------------------------------------------------------------------------------------------------------------------------------------------------------------------------------------------------------------------------------------------------------------------------------------------------------------------------------------------------------------------------------------------------------------------------------------------------------------------------------------------------------------------------------------------------------------------------------------------------------------	-----------------------------------------------------------------------------------------------------------------------------

References

- [N English - NETGEAR Communities](#)
- [N Download Center | Downloads and Documentation | NETGEAR](#)
- [N Download Center | Downloads and Documentation | NETGEAR](#)
- [N Troubleshooting NETGEAR WiFi Range Extenders - NETGEAR Support](#)
- [N NETGEAR Support | NETGEAR](#)
- [N NETGEAR Privacy Policy | NETGEAR](#)
- [N NETGEAR Privacy Policy | NETGEAR](#)
- [N Regulatory | NETGEAR](#)
- [N NETGEAR Terms and Conditions | NETGEAR](#)
- [N Troubleshooting NETGEAR WiFi Range Extenders | Answer | NETGEAR Support](#)
- [N NETGEAR Support | NETGEAR](#)
- [User Manual](#)