



NETGEAR BE9200 WiFi 7 Router Instruction Manual

[Home](#) » [NETGEAR](#) » NETGEAR BE9200 WiFi 7 Router Instruction Manual 

ADLER AD4627 Hand Mixer



Contents

[1 LET'S GET STARTED](#)

[2 CONTENTS](#)

[3 OVERVIEW](#)

[4 NEED HELP?](#)

[5 SUPPORT AND
COMMUNITY](#)

[6 REGULATORY AND LEGAL](#)

[7 CUSTOMER SUPPORT](#)

[8 Documents / Resources](#)

[8.1 References](#)

[9 Related Posts](#)

LET'S GET STARTED

1. On your mobile phone, scan the QR code to download the Nighthawk app and follow the setup instructions
If you used the Nighthawk app before, go to the dashboard and tap the top left menu, then SET UP A NEW NIGHTHAWK SYSTEM.



2. Check your network security with NETGEAR Armor TM

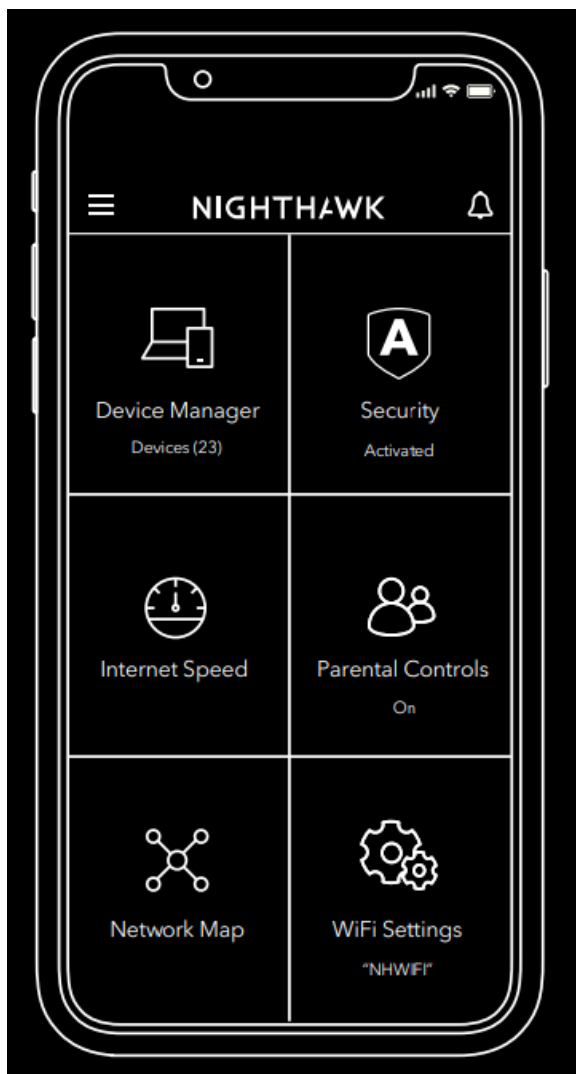
NETGEAR Armor protects your family's WiFi with an automatic shield of security across your connected devices.

Tap the SECURITY tile in your Nighthawk app to explore your complimentary Armor trial and protection score.



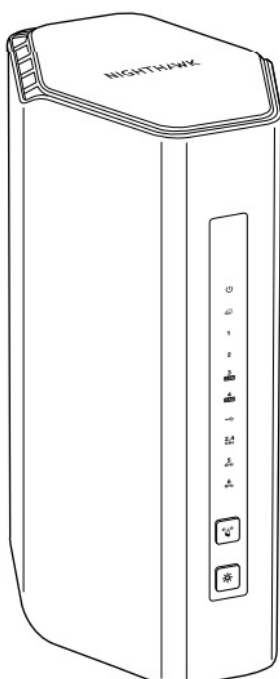
3. **Do more with the app**

Check out everything you can do on the Nighthawk app! Pause the Internet, run a speed test, set smart parental controls, and more.

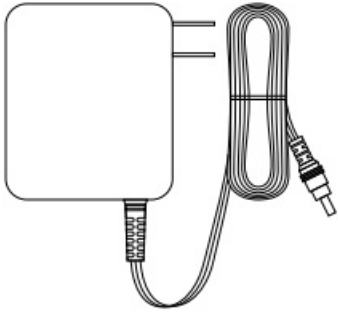


CONTENTS

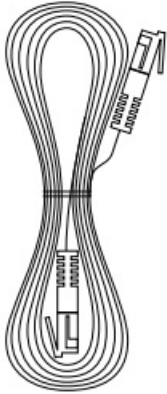
- Router



- Power adapter*

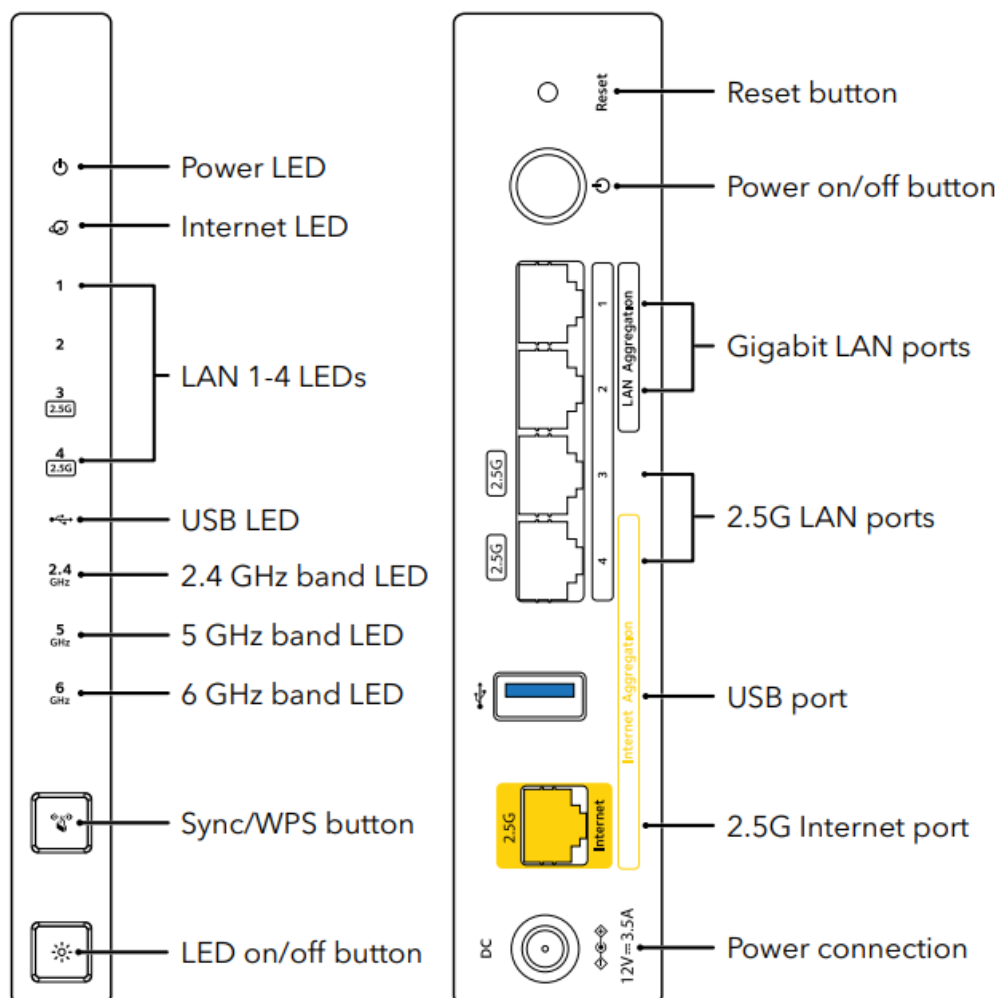


- Ethernet cable



*Varies by region. Packages in some regions might also include plug adapters.

OVERVIEW



NEED HELP?

If you're having problems with the installation, you can try these tips:

- Turn off your modem and router and disconnect them. Reboot your modem. Reconnect your router to your modem and try installing with the Nighthawk app again.
- If you're still unable to install your router using the Nighthawk app, install it using the router web interface. Visit routerlogin.net to access the router web interface.

You can also find more setup help online at netgear.com/routerhelp.

SUPPORT AND COMMUNITY

Get your questions answered and access the latest downloads at netgear.com/support, and check out our NETGEAR Community at community.netgear.com.

REGULATORY AND LEGAL

If this product is sold in Canada, you can access this document in Canadian French at netgear.com/support/download/. For regulatory compliance information including the EU Declaration of Conformity, visit netgear.com/about/regulatory/. See the regulatory compliance document before connecting the power supply. For NETGEAR's Privacy Policy, visit netgear.com/about/privacy-policy. By using this device, you are agreeing to NETGEAR's Terms and Conditions at netgear.com/about/terms-and-conditions. If you do not

agree, return the device to your place of purchase within your return period. Applicable to 6 GHz devices only: Only use the device indoors. The operation of 6 GHz devices is prohibited on oil platforms, cars, trains, boats, and aircraft, except that operation of this device is permitted in large aircraft while flying above 10,000 feet. Operation of transmitters in the 5.925-7.125 GHz band is prohibited for control of or communications with unmanned aircraft systems.

CUSTOMER SUPPORT

© NETGEAR, Inc., NETGEAR, the NETGEAR Logo and the Nighthawk logo are trademarks of NETGEAR, Inc.
Any non-NETGEAR trademarks are used for reference purposes only

NETGEAR, Inc.

350 East Plumeria Drive San Jose, CA 95134, USA

NETGEAR INTERNATIONAL LTD

Floor 6, Penrose Two, Penrose Dock, Cork, T23 YY09, Ireland

NETGEAR®

Documents / Resources



[NETGEAR BE9200 WiFi 7 Router](#) [pdf] Instruction Manual
BE9200, BE9300, RS280, RS300, BE9200 WiFi 7 Router, BE9200, WiFi 7 Router, Router

References

- [N English - NETGEAR Communities](#)
- [N NETGEAR Terms and Conditions | NETGEAR](#)
- [N I'm having trouble installing my NETGEAR router; what do I do? - NETGEAR Support](#)
- [N NETGEAR Support | NETGEAR](#)
- [N Download Center | Downloads and Documentation | NETGEAR](#)
- [User Manual](#)

[Manuals+](#), [Privacy Policy](#)

This website is an independent publication and is neither affiliated with nor endorsed by any of the trademark owners. The "Bluetooth®" word mark and logos are registered trademarks owned by Bluetooth SIG, Inc. The "Wi-Fi®" word mark and logos are registered trademarks owned by the Wi-Fi Alliance. Any use of these marks on this website does not imply any affiliation with or endorsement.