



NETGEAR AX1800 WiFi 6 Router User Guide

[Home](#) » [NETGEAR](#) » NETGEAR AX1800 WiFi 6 Router User Guide 

Contents

- [1 NETGEAR AX1800 WiFi 6 Router](#)
- [2 Instructions](#)
- [3 Contents](#)
- [4 Overview](#)
- [5 Troubleshooting](#)
- [6 Support and Community](#)
- [7 Documents / Resources](#)
 - [7.1 References](#)
- [8 Related Posts](#)



NETGEAR AX1800 WiFi 6 Router



Instructions

1. Download the Nighthawk app to install your router

On your mobile phone, download the Nighthawk app and follow the setup instructions.

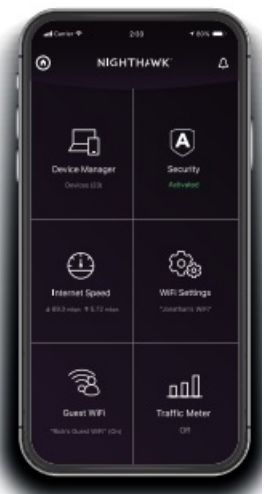
2. Secure your devices with NETGEAR Armor

NETGEAR Armor™ powered by Bitdefender® provides best-in-class cybersecurity protection for your smart devices, smartphones, and computers.

Tap the Security icon in your Nighthawk app to explore your free one-year subscription.

3. Do more with the app

Check out everything you can do on the Nighthawk app! Run a speed test, pause the Internet, see all the connected devices, and more.




Contents



Router

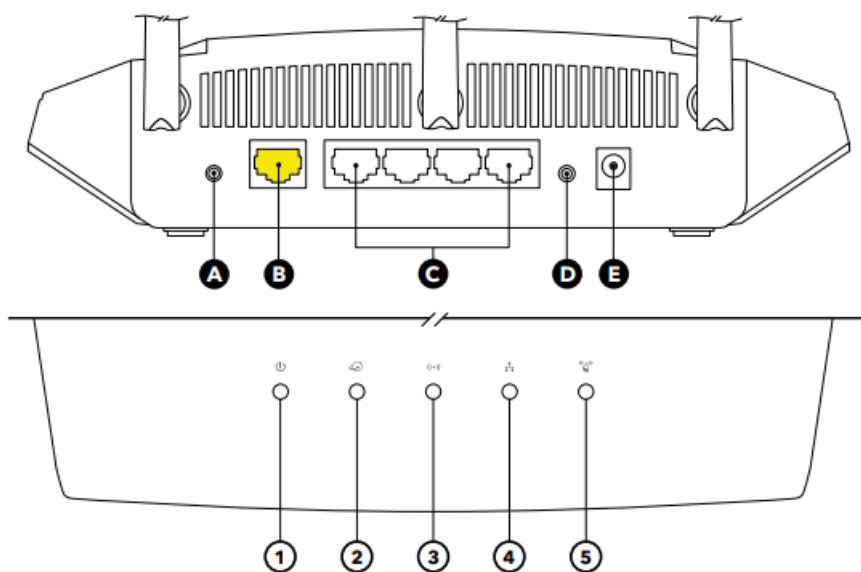


Ethernet cable



Power adapter
(varies by region)

Overview



- A WPS button
 - B Internet port
 - C Ethernet ports 1–4
 - D Reset button
 - E Power On/Off button
1. Power LED
 2. Internet LED
 3. WiFi LED
 4. Ethernet LED
 5. WPS LED


Troubleshooting

If you're having problems with the installation, try the following:

- Turn off your modem and router and disconnect them. Reboot your modem. Reconnect your router to your modem, and try installing with the Nighthawk app again.
- If you're still unable to install your router using the Nighthawk app, manually install it using the router web interface.

Visit <http://www.routerlogin.net> to access the router web interface.

If you already own another NETGEAR router and you used the Nighthawk app before, go to the dashboard and

tap  NEW SETUP to install your new router. For more information, visit netgear.com/routerhelp.

Support and Community

Visit netgear.com/support to get your questions answered and access the latest downloads. You can also check out our NETGEAR Community for helpful advice at community.netgear.com.

Regulatory and Legal

(If this product is sold in Canada, you can access this document in Canadian French at <https://www.netgear.com/support/download/>.)

For regulatory compliance information including the EU Declaration of Conformity, visit <https://www.netgear.com/about/regulatory/>.

See the regulatory compliance document before connecting the power supply.

For NETGEAR's Privacy Policy, visit <https://www.netgear.com/about/privacy-policy>. By using this device, you are agreeing to NETGEAR's Terms and Conditions at <https://www.netgear.com/about/terms-and-conditions>. If you do not agree, return the device to your place of purchase within your return period.

NETGEAR INTERNATIONAL LTD


Floor 1, Building 3,
University Technology Centre
Curraheen Road, Cork,
T12EF21, Ireland

© NETGEAR, Inc., NETGEAR and the NETGEAR Logo are trademarks of NETGEAR, Inc. Any non-NETGEAR trademarks are used for reference purposes only.

NETGEAR, Inc.

350 East Plumeria Drive
San Jose, CA 95134, USA

Documents / Resources

	<p>NETGEAR AX1800 WiFi 6 Router [pdf] User Guide AX1800 R6700AXS WiFi 6 Router, AX1800, R6700AXS, WiFi 6 Router, Router</p>
---	---

References

- [N English - NETGEAR Communities](#)
- [N I'm having trouble installing my NETGEAR router; what do I do? | Answer | NETGEAR Support](#)
- [N NETGEAR Support | NETGEAR](#)
- [N Router Login & Setup | NETGEAR](#)
- [N NETGEAR Privacy Policy | NETGEAR](#)
- [N Regulatory | NETGEAR](#)
- [N NETGEAR Terms and Conditions | NETGEAR](#)
- [N Download Center | Downloads and Documentation | NETGEAR](#)

Manuals+.