



NETGEAR AC1750 Smart WiFi Router R6400v2 User Guide

[Home](#) » [NETGEAR](#) » NETGEAR AC1750 Smart WiFi Router R6400v2 User Guide 

NETGEAR AC1750 Smart WiFi Router
R6400v2 User Guide

Quick Start



1. Download the Nighthawk app to install your router

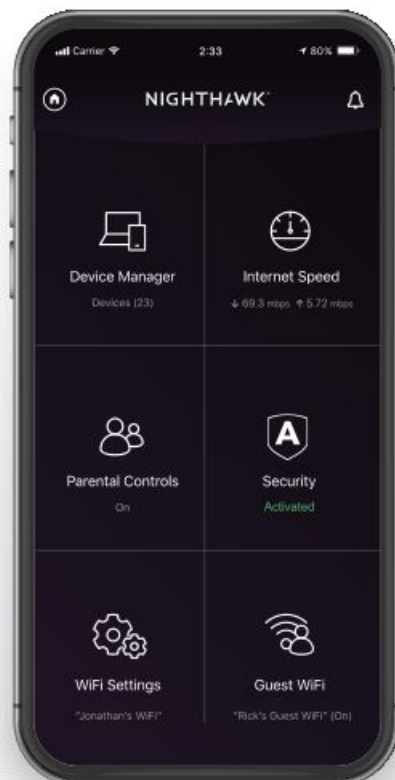
On your mobile phone, download the Nighthawk app and follow the setup instructions.



2. Secure your devices with NETGEAR Armor

Tap the Security icon in your Nighthawk app to verify that NETGEAR Armor is activated.

Your Nighthawk comes with NETGEAR Armor cybersecurity. Armor blocks online threats like hackers and phishing attempts on your devices.



3. Do more with the app

Check out everything you can do on the Nighthawk app! Pause the Internet, run a speed test, set smart parental controls, and more. [login/Reset Instructions](#)

Contents

- [1 Contents](#)
- [2 Overview](#)
- [3 Support and Community](#)
- [4 Regulatory and Legal](#)
- [5 Troubleshooting](#)
- [6 Documents / Resources](#)
 - [6.1 References](#)
- [7 Related Posts](#)


Contents



Router

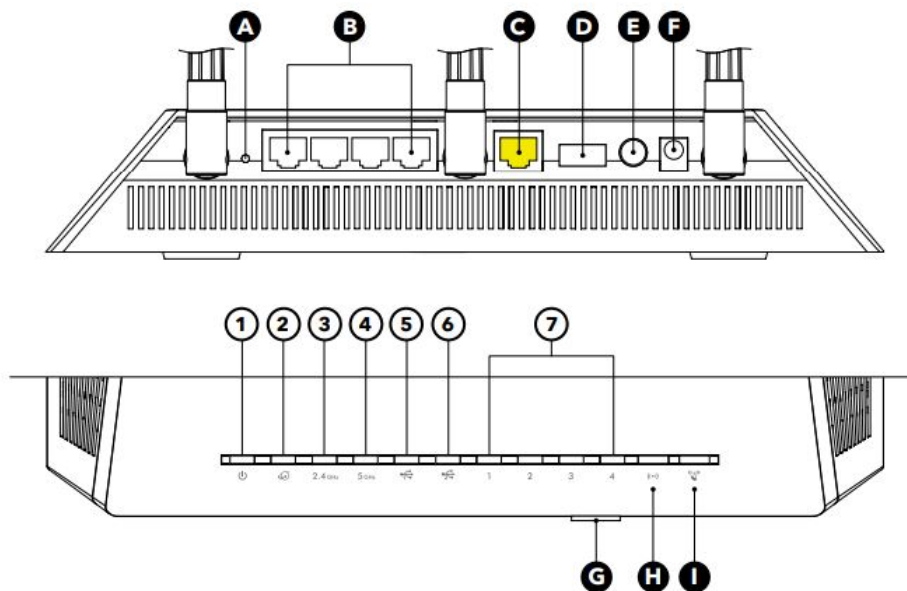


Ethernet Cable



Power Adapter
(varies by region)

Overview



- | | | | |
|------------------------------|--------------------------------------|---------------------------|----------------------------------|
| A Reset Button | F Power Connector | 1 Power LED | 6 USB 3.0 LED |
| B Ethernet Ports | G USB 3.0 Port | 2 Internet LED | 7 Ethernet Ports 1-4 LEDs |
| C Internet Port | H WiFi On/Off Button with LED | 3 2.4 GHz WiFi LED | |
| D USB 2.0 Port | I WPS Button with LED | 4 5 GHz WiFi LED | |
| E Power On/Off Button | | 5 USB 2.0 LED | |

Support and Community

Visit netgear.com/support to get your questions answered and access the latest downloads. You can also check out our NETGEAR Community for helpful advice at community.netgear.com.

Regulatory and Legal

If this product is sold in Canada, you can access this document in Canadian French at <https://www.netgear.com/support/download/>.)

For regulatory compliance information including the EU Declaration of Conformity, visit <https://www.netgear.com/about/regulatory/>.

See the regulatory compliance document before connecting the power supply. For NETGEAR's Privacy Policy, visit <https://www.netgear.com/about/privacy-policy>. By using this device, you are agreeing to NETGEAR's Terms and Conditions at

<https://www.netgear.com/about/terms-and-conditions>. If you do not agree, return the device to your place of purchase within your return period.

Troubleshooting

If you're having problems with the installation, try one of the following:

- Turn off your modem and router and disconnect them. Reboot your modem. Reconnect your router to your modem, and try installing with the Nighthawk app again.
- If you're still unable to install your router using the Nighthawk app, manually install it using the router web interface. Visit <http://www.routerlogin.net> to access the router web interface.

For more information, visit netgear.com/routerhelp.

NETGEAR, Inc.
350 East Plumeria Drive
San Jose, CA 95134, USA

NETGEAR INTERNATIONAL LTD

Floor 1, Building 3,
University Technology Centre
Curraheen Road, Cork,
May 2020 T12EF21, Ireland


NETGEAR®

© NETGEAR, Inc., NETGEAR and the
NETGEAR Logo are trademarks of NETGEAR,
Inc. Any non-NETGEAR trademarks are used
for reference purposes only.



201-25543-02

Documents / Resources

<p>Quick Start</p> 	<p>NETGEAR AC1750 Smart WiFi Router R6400v2 [pdf] User Guide AC1750, Smart WiFi Router, R6400v2, NETGEAR</p>
--	--

References

- [N English - NETGEAR Communities](#)
- [N I'm having trouble installing my NETGEAR router; what do I do? | Answer | NETGEAR Support](#)
- [N NETGEAR Support | NETGEAR](#)
- [N Router Login & Setup | NETGEAR](#)
- [N NETGEAR Privacy Policy | NETGEAR](#)
- [N Regulatory | NETGEAR](#)
- [N NETGEAR Terms and Conditions | NETGEAR](#)
- [N Download Center | Downloads and Documentation | NETGEAR](#)