



NETGEAR AC1200 Smart WiFi Router Installation Guide

[Home](#) » [NETGEAR](#) » NETGEAR AC1200 Smart WiFi Router Installation Guide

Contents [[hide](#)]

- [1 NETGEAR AC1200 Smart WiFi Router Installation Guide](#)
- [2 Quick Start](#)
- [3 Contents](#)
- [4 Overview](#)
- [5 Troubleshooting](#)
- [6 Support and Community](#)
- [7 Regulatory and Legal](#)
- [8 Read More About This Manual & Download PDF:](#)
- [9 Documents / Resources](#)
 - [9.1 References](#)
- [10 Related Posts](#)

NETGEAR AC1200 Smart WiFi Router Installation Guide



Quick Start

1. Download the Nighthawk app



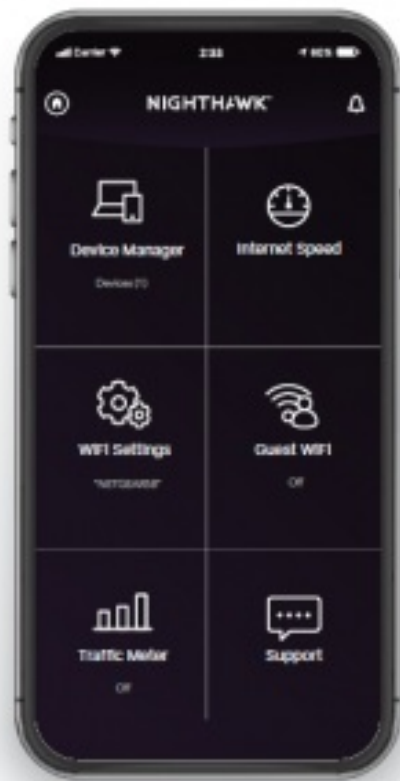
On your mobile phone, download the Nighthawk app, available on Google Play™ and the Apple App Store®.

2. Install your router



Open the Nighthawk app and follow the step-by-step instructions to set up your Do more with

3. Do more with the app



Check out everything you can do on the Nighthawk app! Run a speed test, pause the Internet, see all the connected devices, and more.

Contents



Router

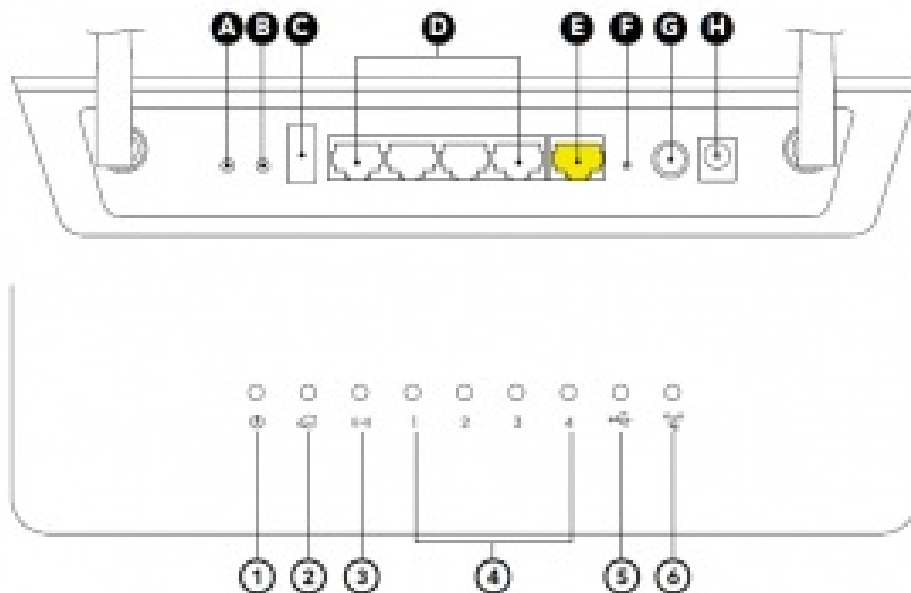


Ethernet Cable



Power Adapter
(varies by region)

Overview



- A** WPS button **E** Internet WAN port
B WiFi On/Off button **F** Reset button
C USB port **G** Power On/Off button
D Ethernet LAN ports 1–4 **H** Power connector

1. Power LED
2. Internet LED
3. WiFi LED
4. Ethernet LAN ports 1–4 LEDs
5. USB port LED
6. WPS LED

Troubleshooting

If you're having problems with the installation, try one of the following:

- Turn off your modem and router and disconnect them. Reboot your modem. Reconnect your router to your modem, and try installing with the Nighthawk app again.
- If you're still unable to install your router using the Nighthawk app, manually install it using the router web interface. Visit <http://www.routerlogin.net> to access the router web interface.

For more information, visit netgear.com/routerhelp.

Support and Community

Visit netgear.com/support to get your questions answered and access the latest downloads. You can also check out our NETGEAR Community for helpful advice at community.netgear.com.

Regulatory and Legal

<https://www.netgear.com/support/download/>.

(If this product is sold in Canada, you can access this document in Canadian French at

[https://www.netgear.com/support/download/.](https://www.netgear.com/support/download/))

For regulatory compliance information including the EU Declaration of Conformity, visit <https://www.netgear.com/about/regulatory/>.

See the regulatory compliance document before connecting the power supply.


For NETGEAR's Privacy Policy, visit <https://www.netgear.com/about/privacy-policy>.

By using this device, you are agreeing to NETGEAR's Terms and Conditions at

<https://www.netgear.com/about/terms-and-conditions>. If you do not agree, return the device to your place of purchase within your return period.

Read More About This Manual & Download PDF:

Documents / Resources

	<p>NETGEAR AC1200 Smart WiFi Router [pdf] Installation Guide AC1200 Smart WiFi Router, R6220</p>
---	---

References

- **[N English - NETGEAR Communities](#)**
- **[N I'm having trouble installing my NETGEAR router; what do I do? | Answer | NETGEAR Support](#)**
- **[N NETGEAR Support | NETGEAR](#)**
- **[N Router Login & Setup | NETGEAR](#)**
- **[N NETGEAR Privacy Policy | NETGEAR](#)**
- **[N Regulatory | NETGEAR](#)**
- **[N NETGEAR Terms and Conditions | NETGEAR](#)**
- **[N Download Center | Downloads and Documentation | NETGEAR](#)**