




NETGEAR 20100490 Wi-Fi Router User Manual

[Home](#) » [NETGEAR](#) » NETGEAR 20100490 Wi-Fi Router User Manual 

Contents

- [1 NETGEAR 20100490 Wi-Fi Router](#)
- [2 introduction](#)
- [3 Overview](#)
- [4 Troubleshooting](#)
- [5 Regulatory and Legal](#)
- [6 FCC Rules](#)
- [7 Documents / Resources](#)
 - [7.1 References](#)
- [8 Related Posts](#)

NETGEAR®

NETGEAR 20100490 Wi-Fi Router



introduction

1. Download the Nighthawk app to install your router

On your mobile phone, download the Nighthawk app and follow the setup instructions.



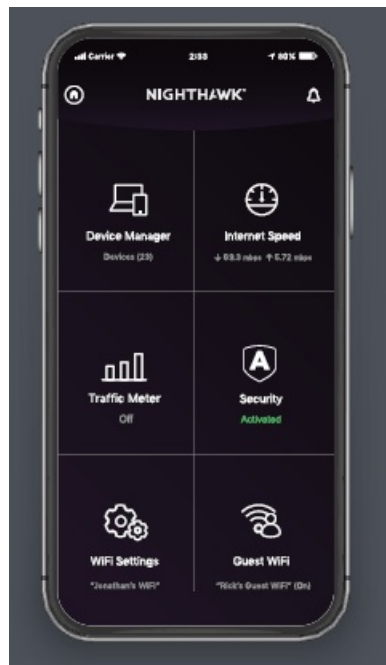
2. Secure your devices with NETGEAR Armor™

Tap the Security icon in your Nighthawk app to verify that NETGEAR Armor is activated. Your Nighthawk comes with NETGEAR Armor cybersecurity. Armor blocks online threats like hackers and phishing attempts on your devices.

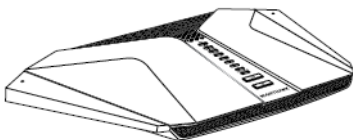


3. Do more with the app

Check out everything you can do on the Nighthawk app! Run a speed test, pause the Internet, see all the connected devices, and more.



contents



Router

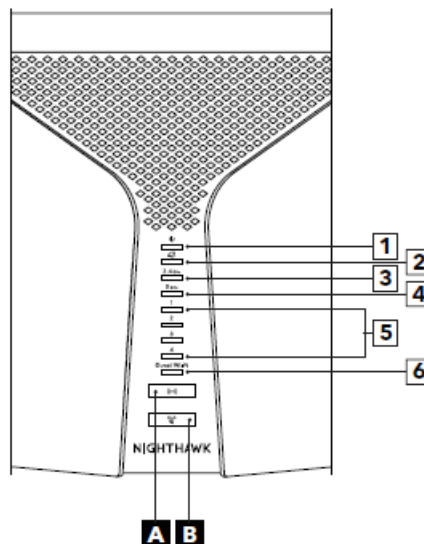


Ethernet Cable

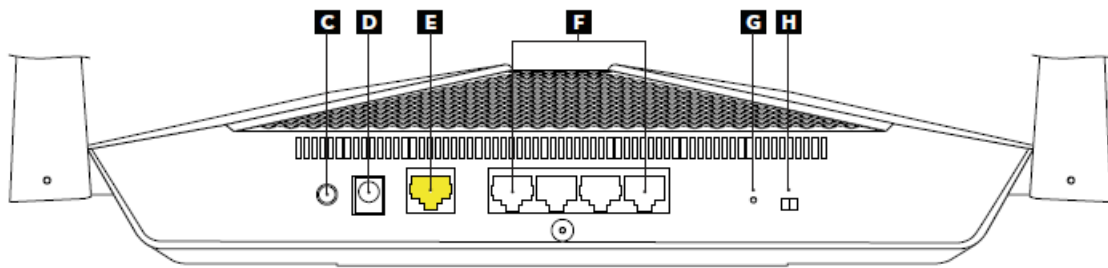


Power Adapter
(varies by region)

Overview



1. Power LED
2. Internet LED
3. 2.4 GHz Wifi LED
4. 5 GHz Wifi LED
5. Ethernet ports 1-4 LEDs
6. Guest Wifi LED



1. A WiFi On/Off button with
2. LED F Ethernet ports 1-4
3. BWPS button with LED
4. Power On/Off button
5. Reset button
6. LED On/Off switch
7. Power connector
8. Internet port

Troubleshooting

If you're having problems with the installation, try one of the following:

- Turn off your modem and router and disconnect them. Reboot your modem. Reconnect your router to your modem, and try installing with the Nighthawk app again.
- If you're still unable to install your router using the Nighthawk app, manually install it using the router web interface. Visit <http://www.routerlogin.net> to access the router web interface.

Support and Community

Visit netgear.com/support to get your questions answered and access the latest downloads. You can also check out our NETGEAR Community for helpful advice at community.netgear.com.

Regulatory and Legal

Since produit est vendu au Canada, vous pouvez accéder à ce document en français canadien à <https://www.netgear.com/support/download>.

(If this product is sold in Canada, you can access this document in Canadian French at <https://www.netgear.com/support/download/>)

For regulatory compliance information including the EU Declaration of Conformity, visit <https://www.netgear.com/about/regulatory/>.

See the regulatory compliance document before connecting the power supply.

For NETGEAR's Privacy Policy, visit <https://www.netgear.com/about/privacy-policy>.

By using this device, you are agreeing to NETGEAR's Terms and Conditions at <https://www.netgear.com/about/terms-and-conditions>. If you do not agree, return the device to your place of purchase within your return period.

For more information, visit netgear.com/routerhelp

Federal Communication Commission Interference Statement


FCC Rules

This device complies with Part 15 of the FCC Rules. Operation is subject to the following two conditions: (1) This device may not cause harmful interference, and (2) this device must accept any interference received, including interference that may cause undesired operation. This equipment has been tested and found to comply with the limits for a Class B digital device, pursuant to Part 15 of the FCC Rules. These limits are designed to provide reasonable protection against harmful interference in a residential installation. This equipment generates, uses and can radiate radio frequency energy and, if not installed and used in accordance with the instructions, may cause harmful interference to radio communications. However, there is no guarantee that interference will not occur in a particular installation. If this equipment does cause harmful interference to radio or television reception, which can be determined by turning the equipment off and on, the user is encouraged to try to correct the interference by one of the following measures:

- Reorient or relocate the receiving antenna.
- Increase the separation between the equipment and receiver.
- Connect the equipment into an outlet on a circuit different from that to which the receiver is connected.
- Consult the dealer or an experienced radio/TV technician for help.

FCC Caution: Any changes or modifications not expressly approved by the party responsible for compliance could void the user's authority to operate this equipment. This transmitter must not be co-located or operating in conjunction with any other antenna or transmitter. For operation within 5.15 5.25GHz /5.47 *5.725GHz frequency range, it is restricted to indoor environment. This device meets all the other requirements specified in Part 15E, Section 15.407 of the FCC Rules.

Documents / Resources

	<p>NETGEAR 20100490 Wi-Fi Router [pdf] User Manual 20100490, PY320100490, 20100490 Wi-Fi Router, Wi-Fi Router</p>
---	---

References

- [N English - NETGEAR Communities](#)
- [N I'm having trouble installing my NETGEAR router; what do I do? | Answer | NETGEAR Support](#)
- [N NETGEAR Support | NETGEAR](#)
- [N Router Login & Setup | NETGEAR](#)
- [N NETGEAR Privacy Policy | NETGEAR](#)
- [N Regulatory | NETGEAR](#)
- [N NETGEAR Terms and Conditions | NETGEAR](#)
- [N Download Center | Downloads and Documentation | NETGEAR](#)