



NERLOS 30467 Bluetooth Key Finder Locator Instruction Manual

[Home](#) » [NERLOS](#) » NERLOS 30467 Bluetooth Key Finder Locator Instruction Manual 

Contents

- [1 NERLOS 30467 Bluetooth Key Finder Locator](#)
- [2 Main Features](#)
- [3 What's Included](#)
- [4 Removing the Battery](#)
- [5 Installing the Battery](#)
- [6 Setting Up The App](#)
- [7 Add Tags](#)
- [8 Tag Settings](#)
- [9 Location](#)
- [10 Profile Settings](#)
- [11 Product Specifications](#)
- [12 Device Compatibility](#)
- [13 FCC Statement](#)
- [14 Documents / Resources](#)
- [15 Related Posts](#)

NERLOS.US

NERLOS 30467 Bluetooth Key Finder Locator



Welcome to Nerlos – NEVER LOSE ANYTHING

Nerlos is the Bluetooth tag that ensures you will never lose anything again. It attaches easily to anything and connects to the Nerlos App using a low-power-consumption Bluetooth connection. It works seamlessly with both iOS and Android. If you go out of range of your phone, it will beep to instantly alert you and remind you that you left something behind.

Download the Nerlos App

- For Android: Open the Google Play Store and search for Nerlos, or use the link below:
<https://play.google.com/store/apps/details?id=com.ble.nerlos>
- For iOS: Open App Store and search for Nerlos, or use the link below:
<https://apps.apple.com/vn/app/nerlos/id1531683195> You can also scan the QR code from your mobile to install Nerlos.



For Android



For iOS

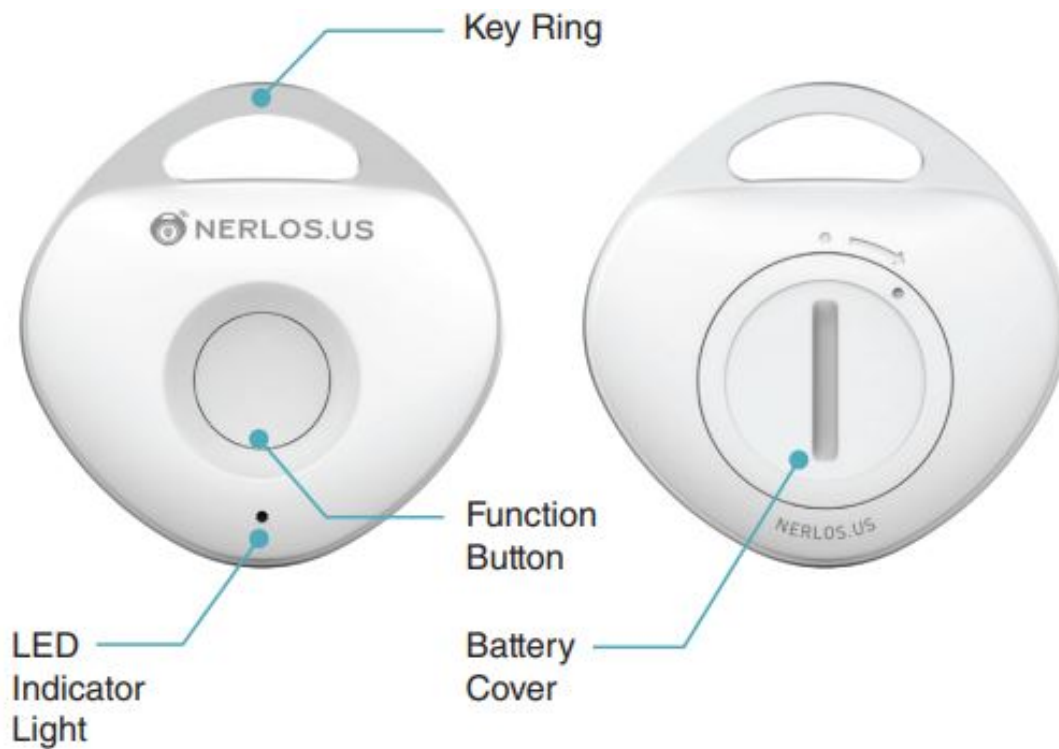
Main Features

- Alarm on Disconnection: If you forget your belongings, the connection between your Nerlos and phone will be cut off. In this case, both the tag and your phone will sound an alarm to alert you.
- Find Your Phone: If you lose your phone, simply press the button on your Nerlos and your phone will ring loud and clear.
- Find Your Stuff: Make your Nerlos tag ring too! Use the app and find your keys, wallet, or whatever before it's gone for good.
- Lost and Found: Everyone on the Nerlos network can help you find your lost items. If someone finds your tag, they can use their Nerlos app to help contact you and get your belongings back where they belong.
- New features are being added all the time, so the sky is the limit.

What's Included

- 1 x Nerlos Bluetooth Tag
- 1 x CR2032 Coin Cell Battery
- 1 x Instruction Manual
- 3 x Double-sided Tape

Your Nerlos



Removing the Battery

1. Use a coin to turn the battery cover counter-clockwise to unlock.
2. Remove cover.
3. Push the internal battery catch to the outside edge to release the battery.



Installing the Battery


1. Place a new CR2032 battery inside with the positive side (+) facing up.
2. The battery edge should be wedged under the battery catch before you push down completely. There should be a firm click.
3. Place battery covers back on and turn clockwise to lock.

- 1 Wedge down
- 2 Push down



Putting on the Sticker

1. Place sticker on the battery cap.
2. Press firmly to adhere.



Setting Up The App

Turn on your phone's Bluetooth


- Nerlos relies on a Bluetooth connection. Please make sure your Bluetooth is on.
- If you turn off Bluetooth, the App will warn you and close itself when you press OK.
- If this happens, turn Bluetooth back on and re-open the app.

Log In

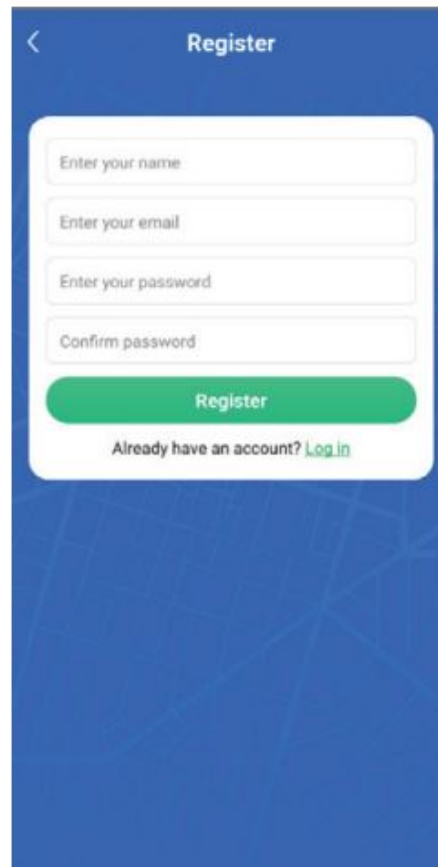
- You need an account to log in to use Nerlos. You can register it for free, or use one of your favorite social

accounts to log in.

- Press-Register to create a new account.
- Sign in using Google, Facebook, or Apple. Alternatively, you can sign in using your email.

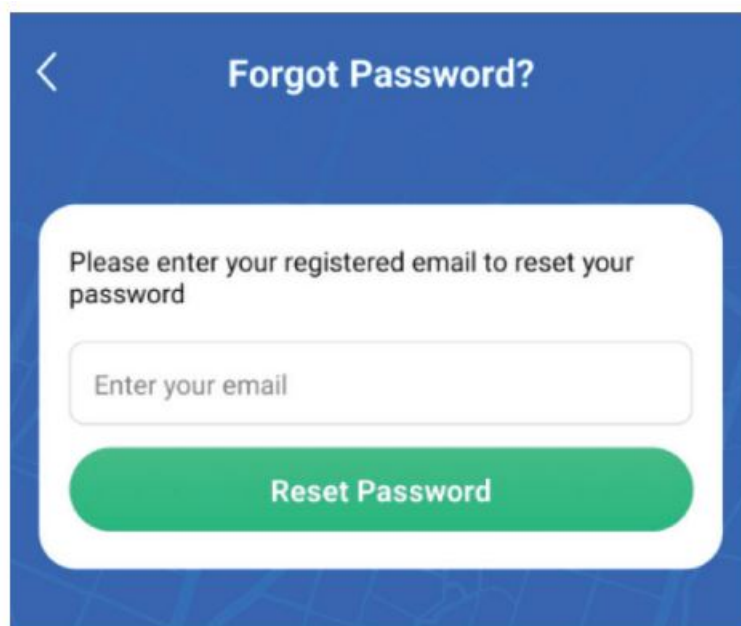


Sign in list screen



Register screen

Note: If you forgot your password, you can choose Forgot Password under the password field. Input your email account and the reset password link will be sent to you.



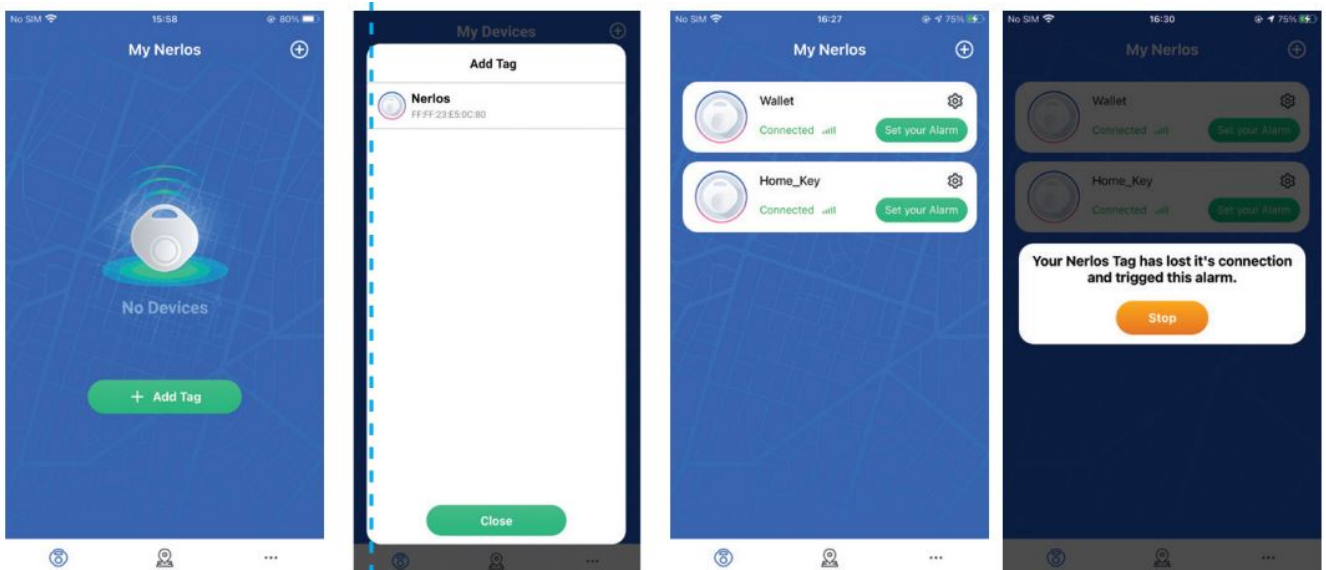
Forgot password screen

My Devices

- The My Devices screen helps you list and manage all your Nerlos tags.

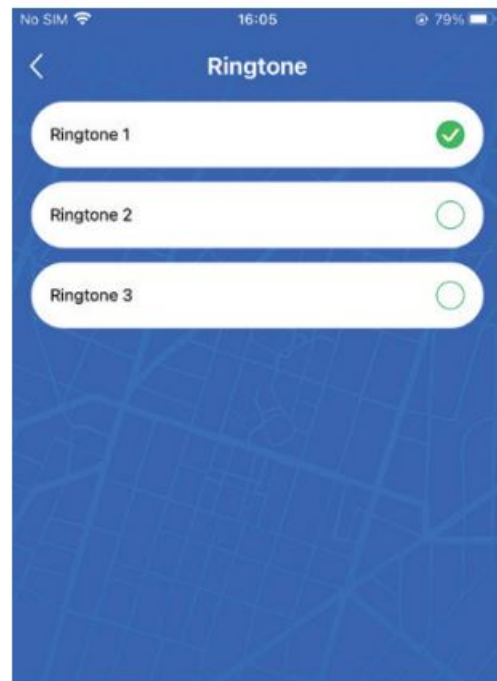
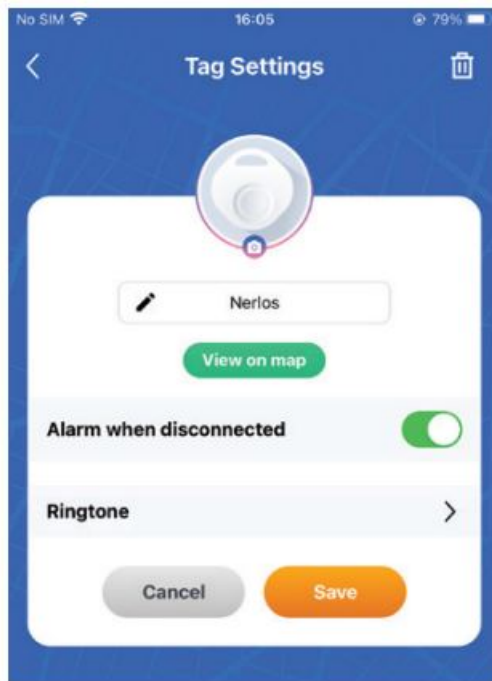
Add Tags

- Switch your Nerlos tag on/off: Press and hold the button on the device for 3 seconds, it will beep twice, and the blue light will flash.
- On the Nerlos App, click the Add button (+). The App will scan and display your Nerlos tag. Select it, then the App will initiate a connection. The Nerlos tag will beep once when connected and the light will be off.
- Once the connection is set, the My Nerlos screen will now show your new tag with one of the following statuses:
 - Connecting: Your tag is processing the connection and the blue light flashes.
 - Connected: Your tag has connected successfully; the tag will beep once, and the light will turn off.
 - Disconnected: Your tag has lost its connection with the Nerlos App, the phone will alarm and the Nerlos tag will trigger the alarm by beeping constantly while flashing the blue light. To turn it off, you can press “Stop” on your phone or short press the button on the tag.
- To set off the alarm on your Nerlos tag:
 - Select the Nerlos tag profile you want to alarm and press “Set your Alarm”.
 - The tag will beep constantly while flashing the blue light.
 - To turn it off you can press “Stop” on the phone.
- To set off the alarm on your phone:
Press the button on the Nerlos tag.
- Your paired phone will sound an alarm.
- To turn it off you can either press “Stop” on the phone App or press the Nerlos tag button.



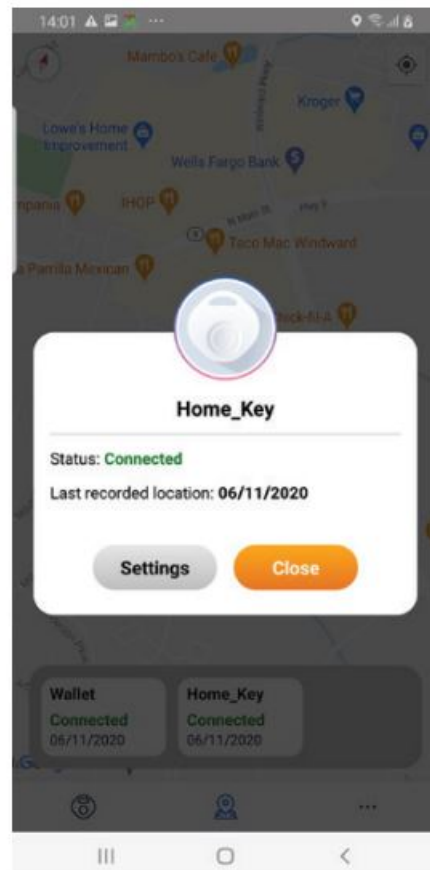
Tag Settings

- On the 'My Nerlos' screen, press the settings icon on top right of a tag to go to the tag Settings.
- You can change the tag name or its image.
- You can set up the alarm behavior for your tag and your phone:
 - Alarm when disconnected: Toggles whether you will receive an alarm sound when the tag loses connection with your phone. You can choose from different ringtones.
 - The alarm on the tag: Toggle whether or not the tag will beep when disconnected.
 - The alarm on phone: Toggle whether or not your phone will trigger an alarm when disconnected.



Location

- Use the location tracking tab to show the last known location of your tags. This is useful to help locate your belongings.
 - On My Nerlos screen, click on the location icon at the bottom to go to the Location screen, this screen shows the latest location that your tag was found to have connected with your Nerlos App.
 - Press on the tag icon to open the dialog popup with more detailed info, for example, the Name of the tag, status, and last recorded location.
- When you click on the Settings button, the Tag Settings screen will appear.



Profile Settings

- The Profile Settings tab provides useful settings for your account, Lost and Found features, and other information.

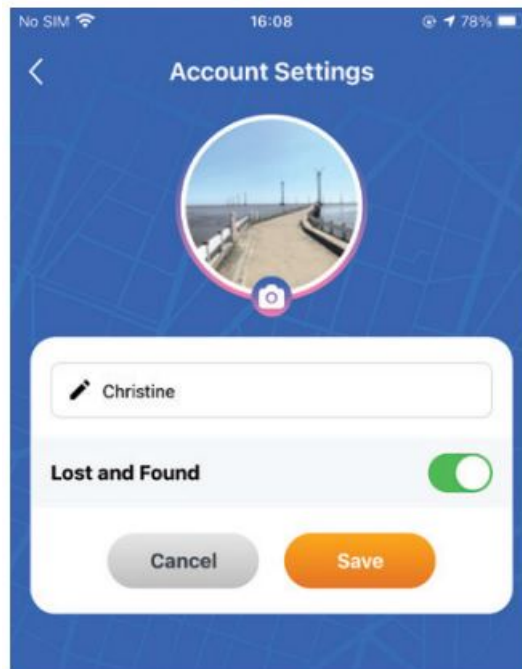
- **Account Profile**

Press on the avatar, the Account Settings screen will open. You can modify:

- Your profile picture.
- Your display name.

- **Lost and Found**

If you lose your Nerlos tag, you can choose to show your name and email address when another person picks up the tag and connects it to your Nerlos App. This allows the person to contact you to return your belongings.



Languages

- You can easily switch between languages here.

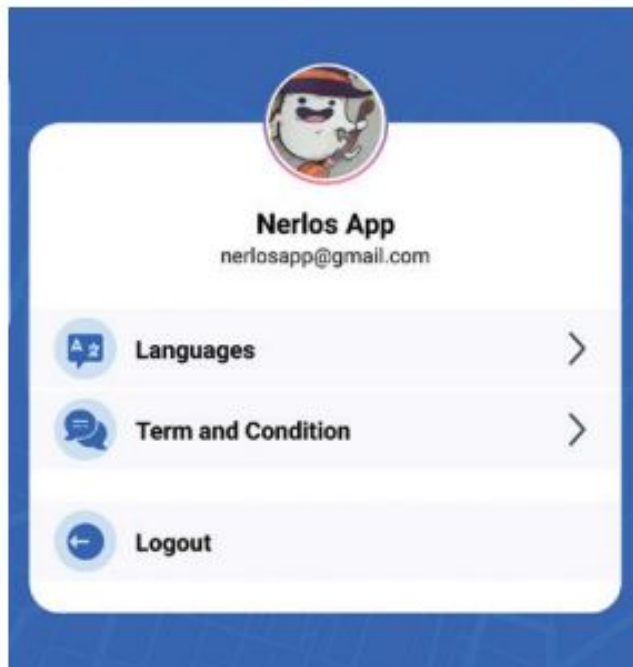


Terms and Conditions

- [Click this](#) to read through the Terms and Conditions.

Logout

- [Press here](#) to log out.



Product Specifications

Frequency range:	2.42~2.480GHz
Receiving sensitivity:	-94dBm
Operating voltage:	2.7V~3.2V
Operating environment:	-20~60°C

Detailed Specifications:

- Works with Bluetooth Low Energy (BLE) and supports standard Bluetooth commands.
- Supports two-way alarm.
- Stable Bluetooth range expectation: 25m.
- Depending on the surrounding space environment.

Device Compatibility

Apple Devices

- If you have an iOS device running iOS 11 or newer, Nerlos is compatible with:
 - iPhone 5s or newer
 - iPad (Air, Pro, and Mini)
- Please note that while the iPhone 5S and iPhone SE are compatible with the Nerlos App, the screen size is not fully supported. This means there may be visual flaws on-screen but the App will work as intended.

Android Devices

- If you have an Android device running Android 7.0 or newer, Nerlos is officially compatible with:

- Google Pixel/XL and Pixel 2/2 XL
- Samsung Galaxy S5 or newer
- Samsung Note 8
- Nexus 5x or newer
- If your Android device is not on the official compatibility list, it simply means we haven't tested Nerlos with your device type. Nerlos may still be compatible with your device as long as it's running Android 7.0 or newer, and has Bluetooth 4.0 capability.

FCCID: 2AX4F-30467

FCC Statement


This device complies with part 15 of the FCC rules. Operation is subject to the following two conditions: (1) this device may not cause harmful interference, and (2) this device must accept any interference received, including interference that may cause undesired operation. Changes or modifications not expressly approved by the party responsible for compliance could void the user's authority to operate the equipment.

NOTE: This equipment has been tested and found to comply with the limits for a Class B digital device, pursuant to part 15 of the FCC Rules. These limits are designed to provide reasonable protection against harmful interference in a residential installation. This equipment generates uses and can radiate radio frequency energy and, if not installed and used in accordance with the instructions, may cause harmful interference to radio communications. However, there is no guarantee that interference will not occur in a particular installation. If this equipment does cause harmful interference to radio or television reception, which can be determined by turning the equipment off and on, the user is encouraged to try to correct the interference by one or more of the following measures:

- Reorient or relocate the receiving antenna.
- Increase the separation between the equipment and receiver.
- Connect the equipment into an outlet on a circuit different from that to which the receiver is connected.
- Consult the dealer or an experienced radio/TV technician for help.

The device has been evaluated to meet general RF exposure requirements. The device can be used in portable exposure conditions without restriction.

Documents / Resources

	<p>NERLOS 30467 Bluetooth Key Finder Locator [pdf] Instruction Manual 30467, 2AX4F-30467, 2AX4F30467, 30467 Bluetooth Key Finder Locator, Bluetooth Key Finder Locator</p>
---	--