



Nerf Retaliator N-strike Elite Blaster User Guide

[Home](#) » [NERF](#) » Nerf Retaliator N-strike Elite Blaster User Guide 

Contents

- [1 Nerf Retaliator N-strike Elite Blaster User Guide](#)
- [2 Overview](#)
- [3 ASSEMBLY](#)
- [4 LOADING AMMO](#)
- [5 INSERTING CLIP](#)
- [6 FIRING](#)
- [7 RELOADING A JAM](#)
- [8 Related Posts](#)



Nerf Retaliator N-strike Elite Blaster User Guide



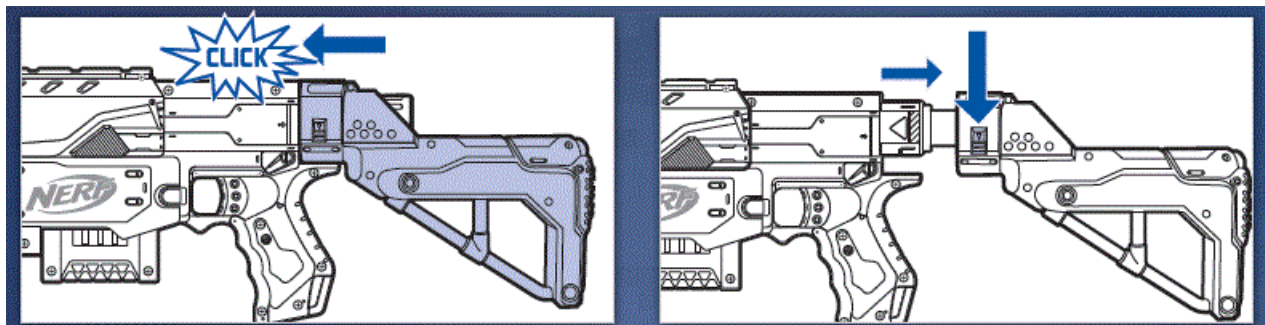
Overview



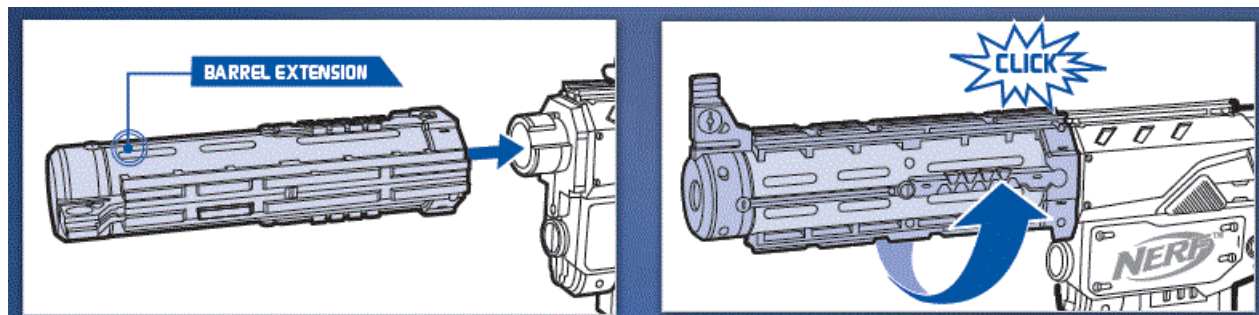
NOTE: Accessories from this blaster may work on your other NERF® blasters!

ASSEMBLY

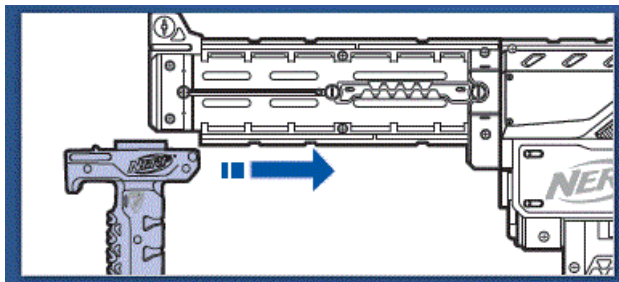
1. To remove STOCK, slide STOCK RELEASE SWITCH down.



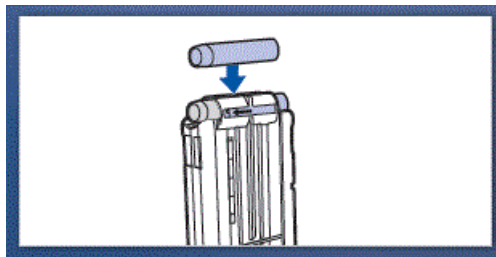
2. Attach BARREL EXTENSION to MAIN BLASTER UNIT by sliding into place...
...and twisting 45 degrees to lock.



3. Slide ASSAULT GRIP onto the bottom of BARREL EXTENSION.

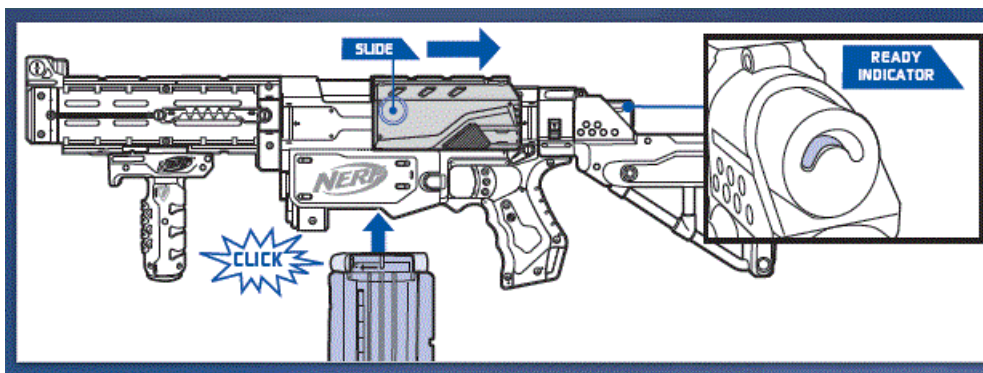


LOADING AMMO



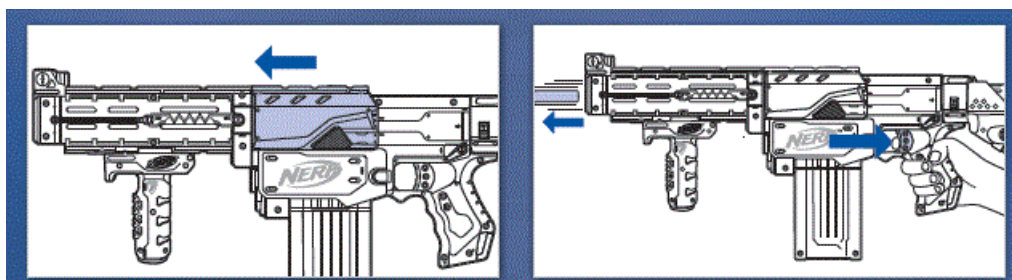
- Load DARTS into the QUICK RELOAD CLIPS.
 - Be sure DARTS are inserted in the direction indicated on CLIP.
 - Insert 1 DART at a time and push down.
 - Included CLIP can hold up to 12 DARTS.
- Do not insert more than 12 darts.

INSERTING CLIP

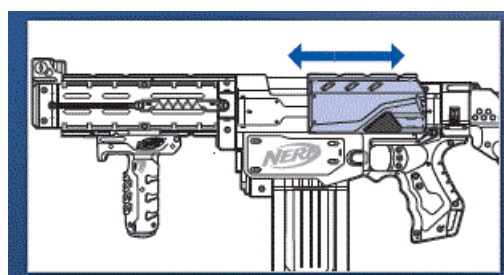


1. Pull SLIDE all the way back until READY INDICATOR is orange; keep in the rearmost position.
2. Insert CLIP into MAIN BLASTER UNIT (make sure arrow on CLIP points away from TRIGGER).

FIRING



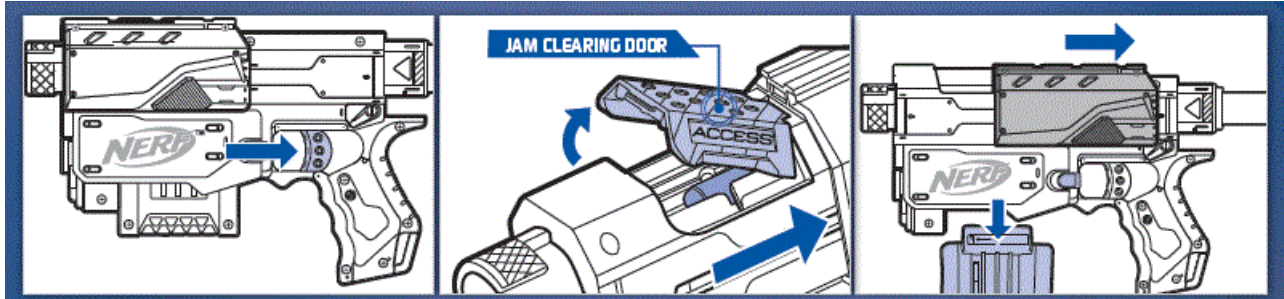
1. Push SLIDE all the way forward to chamber DART.
2. Pull trigger to fire



3. To fire again:

- Pull SLIDE all the way back, then push all the way forward to chamber another DART.
- Pull TRIGGER to fire.
- Repeat this step until CLIP is empty.

RELOADING A JAM



1. If SLIDE seems stuck, try pulling the TRIGGER first.
2. Check the BARREL area for a jammed DART:
 - Pull SLIDE all the way back.
 - Open the JAM CLEARING DOOR and remove any jammed DARTS.
 - Close JAM CLEARING DOOR (must be completely closed or the blaster will not fire).
3. Check CLIP area for a jammed DART:
 - Pull SLIDE all the way back.
 - Press CLIP RELEASE BUTTON and remove the QUICK RELOAD CLIP.
 - Remove any jammed DARTS.
4. all the way forward. This should load another DART. all the way forward. This should load another DART.

Product and colors may vary.

YouTube and the YouTube logo are trademarks of Google Inc. ®* and/or TM* & © 2011 Hasbro. All Rights Reserved.

TM & ® denote U.S. Trademarks.

PATENTED U.S. Pat. Nos. 7287526, 5529050 & Pats Pend., BR CN & EC Reg. Des. Apps.

98696 PN 7250400000

Download PDF: [Nerf Retaliator N-strike Elite Blaster User Guide](#)