

**neo LAB**  
**SOUNDPEN NSP-C1000**  
**Screen Free**  
**Interactive Learning**



# Neolab SOUNDPEN NSP-C1000 Screen Free Interactive Learning Device User Manual

[Home](#) » [Neolab](#) » Neolab SOUNDPEN NSP-C1000 Screen Free Interactive Learning Device User Manual 

## Contents

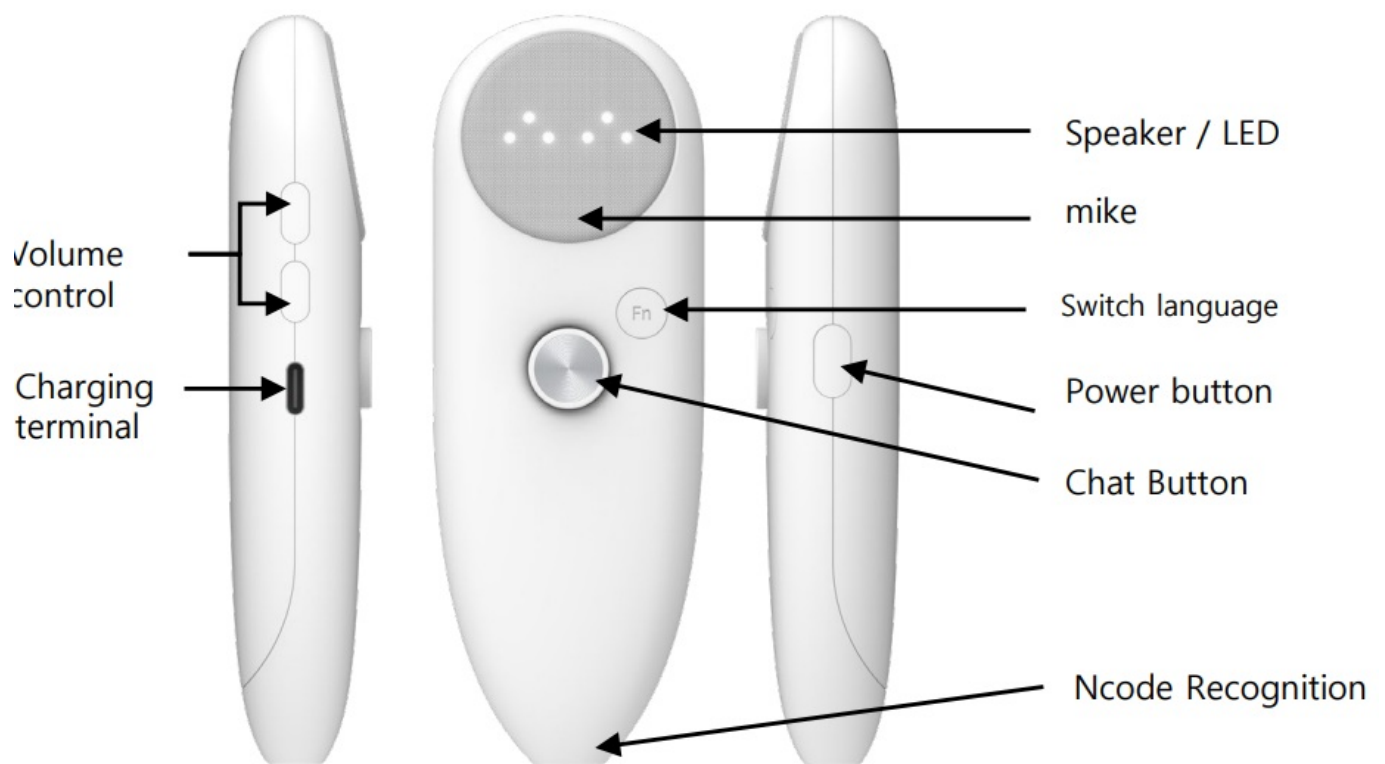
- [1 Neolab SOUNDPEN NSP-C1000 Screen Free Interactive Learning Device](#)
- [2 Product Guide](#)
- [3 Product Use](#)
- [4 LED display](#)
- [5 FCC Compliance Statement](#)
- [6 Specifications](#)
- [7 Frequently Asked Questions](#)
- [8 Documents / Resources](#)
  - [8.1 References](#)

**neo LAB**

**Neolab SOUNDPEN NSP-C1000 Screen Free Interactive Learning Device**



## Product Guide



## Product Use

### Power on / off

- Press and hold the power button on the right side of the product for more than 2 seconds to turn it on .
- When the power is on, press and hold the power button for more than 2 seconds to turn the power off .

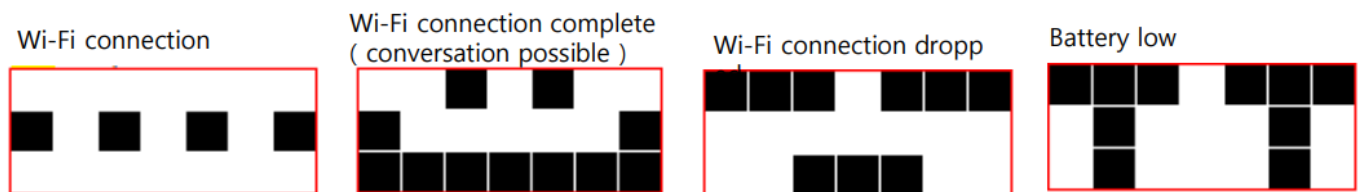
## Adjust the volume

- You can adjust the volume up and down with the two buttons on the left side of the product.

## Chat \* You can chat with Pocoro while connected to Wi-Fi.

- When you press the conversation button, a short guidance sound is heard, and when you release the button, a guidance sound is heard again.
- What you say between the guidance sounds will be conveyed to Pocoro.
- Pocoro thinks about what is being said and responds.

## LED display

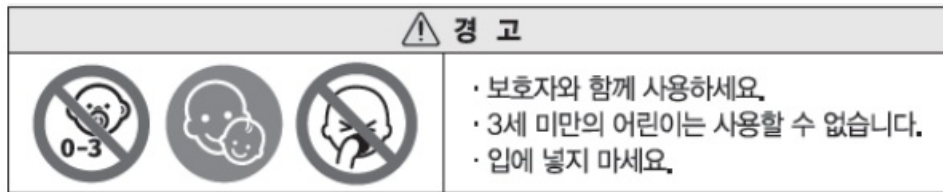


- **Question Cards** / If there is a topic you want to know more about, please use the question cards. I can ask Pocoro questions, or Pocoro can ask me questions.
- **Phrase Cards** / When you want to tell a secret, or when you're just bored and want to play with random words, Pocoro will lead you to a fun conversation!
- **Language switching card** / When Pocoro is turned on, you can switch the language you speak with Pocoro by touching the English or Korean card.

Neolab Convergence Co.,	
Product Name	SOUNDPEN
Model name of the device	NSP-C1000
use years	3 years old and up
Manufacturer	Neolab Convergence Co.,
Country of manufacture	korea
Date of manufacture	Body display
phone number	1588-6239
address	Mario Tower, 28, Digital-ro 30- gil , Guro-gu, Seoul No. 1501

## Pocoro Card

## KC Certification Number



## FCC Compliance Statement

### Part 15 of the FCC Rules

This device complies with Part 15 of the FCC Rules. Operation is subject to the following two conditions: This device may not cause harmful interference. This device must accept any interference received, including interference that may cause undesired operation.

### FCC Warning

Changes or modifications not expressly approved by the party responsible for compliance could void the user's authority to operate the equipment.

### Note

This equipment has been tested and found to comply with the limits for a Class B digital device, pursuant to Part 15 of the FCC Rules. These limits are designed to provide reasonable protection against harmful interference in a residential installation. This equipment generates, uses, and can radiate radio frequency energy and, if not installed and used in accordance with the instructions, may cause harmful interference to radio communications. However, there is no guarantee that interference will not occur in a particular installation. If this equipment does cause harmful interference to radio or television reception, which can be determined by turning the equipment off and on, the user is encouraged to try to correct the interference by one or more of the following measures:

- Reorient or relocate the receiving antenna.
- Increase the separation between the equipment and receiver.
- Connect the equipment into an outlet on a circuit different from that to which the receiver is connected.
- Consult the dealer or an experienced radio/TV technician for help.

## Specifications

- **Product Name:** Pocomo
- **Model:** SOUNDPEN NSP-C1000
- **Recommended Age:** 3 years and up
- **Manufacturer:** Neolab Convergence Co., Ltd.
- **Country of Manufacture:** Korea
- **Date of Manufacture:** [Date]
- **Phone Number:** 1588-6239
- **Address:** Mario Tower, 28, Digital-ro 30-gil, Guro-gu, Seoul No. 1501
- **Website:** [www.neolab.net](http://www.neolab.net)
- **A/S Center Address:** 401, 1433-20 Seobu-ro, Gwonseon-gu, Suwon-si, Gyeonggi-do
- **KC Certification Number:** [Certification Number]

## Frequently Asked Questions

### Q: How do I charge the device?

A: Use the charging terminal provided with the product to charge it. Connect the terminal to a power source to charge the device.


### Q: What does the LED display indicate?

A: The LED display shows various statuses such as Wi-Fi connection status, low battery indication, and Ncode recognition.

### Q: How do I switch languages while interacting with Pocoro?

A: You can switch languages by touching the language switching card provided with the product.

## Documents / Resources



[Neolab SOUNDPEN NSP-C1000 Screen Free Interactive Learning Device](#) [pdf] User Manual NSP-C1000, 2AALG-NSP-C1000, 2AALGNSPC1000, SOUNDPEN NSP-C1000 Screen Free Interactive Learning Device, SOUNDPEN NSP-C1000, Screen Free Interactive Learning Device, Interactive Learning Device, Learning Device, Device

## References

-  [Neolab Convergence Inc. | Gateway bridging the virtual and physical worlds](#)
- [User Manual](#)

[Manuals+](#), [Privacy Policy](#)

This website is an independent publication and is neither affiliated with nor endorsed by any of the trademark owners. The "Bluetooth®" word mark and logos are registered trademarks owned by Bluetooth SIG, Inc. The "Wi-Fi®" word mark and logos are registered trademarks owned by the Wi-Fi Alliance. Any use of these marks on this website does not imply any affiliation with or endorsement.