



# neat Board Collaboration System User Manual

[Home](#) » [neat](#) » neat Board Collaboration System User Manual 

# neat.

**Board Collaboration System  
User Manual**



**Neat Board  
Collaboration System**

#### **Contents**

- [1 Board Collaboration System](#)
- [2 Simple setup](#)
- [3 Everything you need](#)
- [4 Size & weight](#)
- [5 Setup & connectivity](#)
- [6 Documents / Resources](#)
  - [6.1 References](#)
- [7 Related Posts](#)

#### **Board Collaboration System**



Neat Board transforms your meeting space experience by packing powerful technology and pioneering capabilities into an elegant all-in-one design.


It's perfect for bringing superior-quality audio, video and collaboration tools to your huddle, focus and meeting spaces.

Neat Board includes Screen, Camera, Speakers, Microphones and environmental sensors all in one compact design.

Neat Board works standalone but can also be accompanied by optional Neat Pad Controllers and Scheduling Displays.

### **Simple setup**

Neat Board is easy to set up, having just one cable and a choice of either a floor stand, with optional wheels, wall mount or table stand.



Floor stand





Table stand



Wall mount

**Everything you need**

Neat Board comes with everything you need to get started, including cables and the chosen mounting option.

### **In the box**

Neat Board: All-in-one collaboration system

Ethernet cable: 16.4ft (5m)

Power cord: 9.9ft (3m)

Marker holder

2x Marker

1x 2,5 mm hex wrench

### **Mounting options**



### **Neat Board Floor stand (optional)**

Can be used with or without wheels

2x M6 screw, 2.5 in (65 mm)

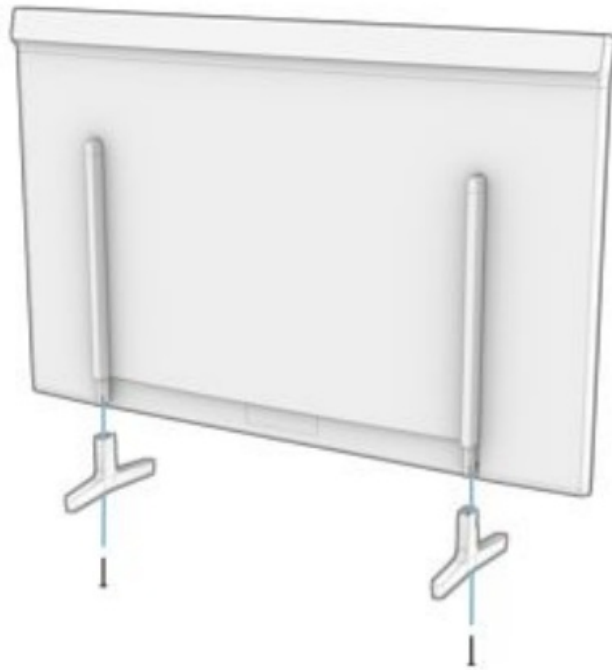
12x M4 screw, 0.3 in (8 mm)

4x Wheels

1x 5mm hex wrench

1x 3mm hex wrench

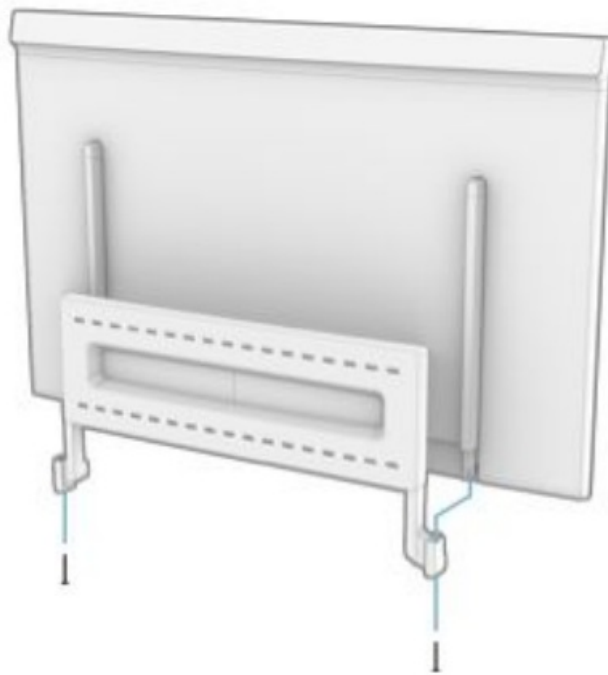
Power cord: 14.8ft (4.5m)



#### **Neat Board Table stand (included)**

2x M6 screw, 2.5 in (65 mm)

1x 5mm hex wrench



#### **Neat Board Wall mount (optional)**

VESA compatible

2x M6 screw, 0.8 in (20 mm)

1x 5mm hex wrench

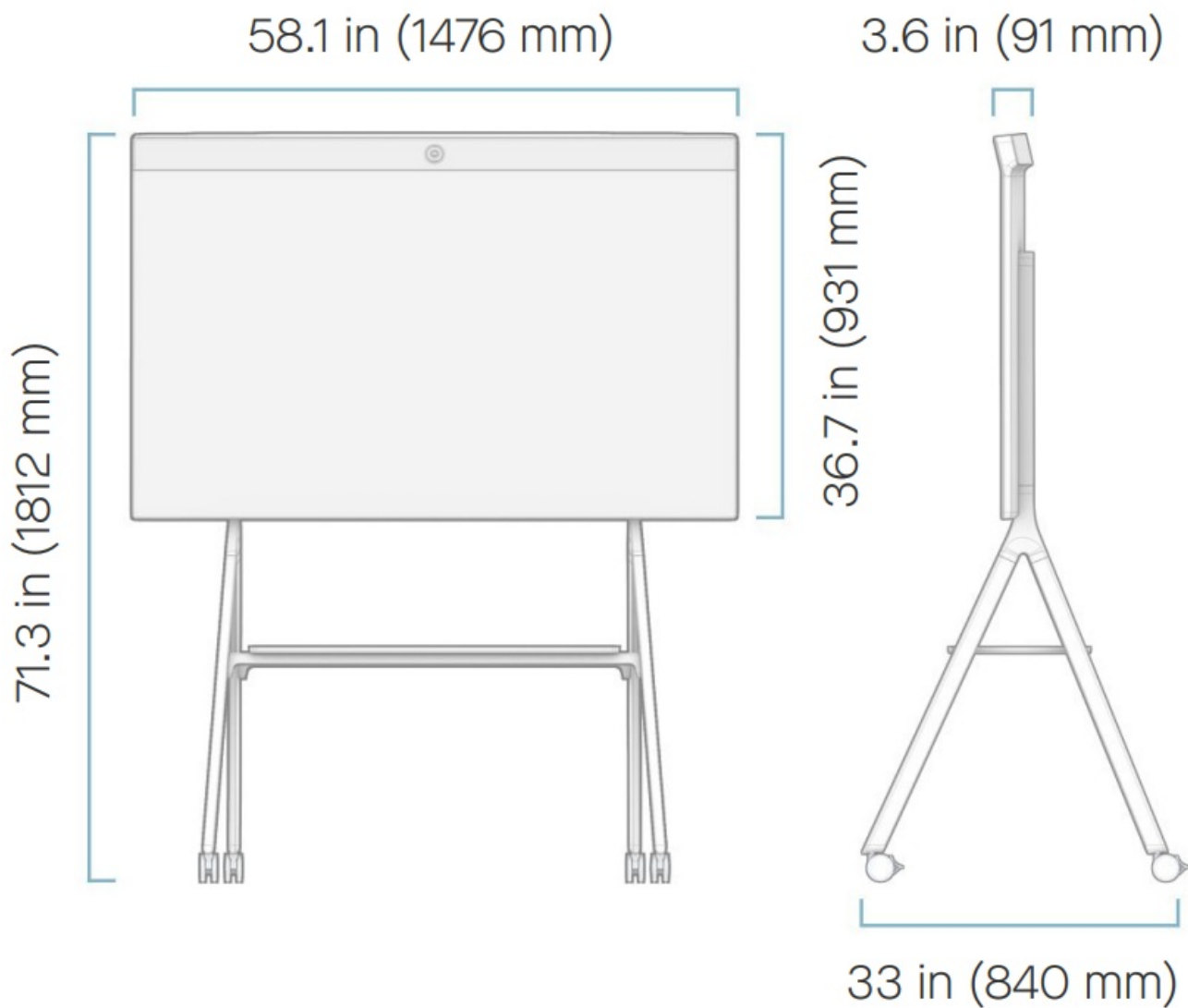


Screws for mounting to the wall are not included. Mounting on a wall should only be performed by qualified personnel in line with applicable facility and state regulations. The wall and the mounting equipment must safely withstand the load of the product.

#### **Size & weight**


### Neat Board with Floor stand

Weight: 124.6 pounds (56,5 kg)



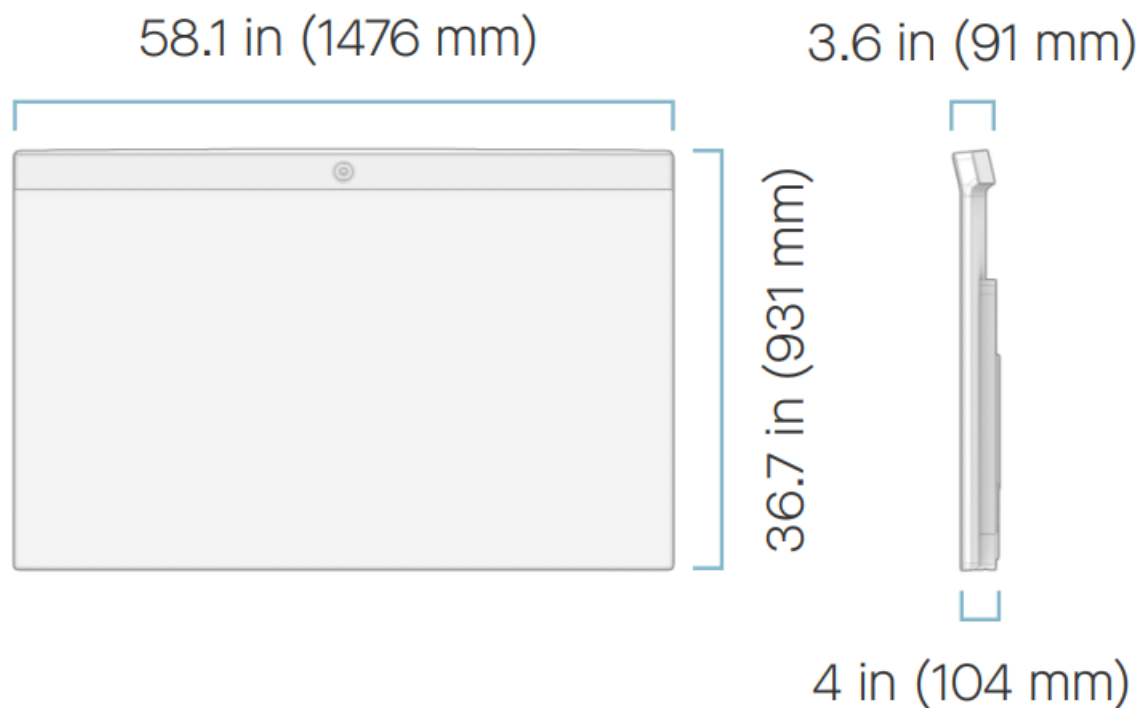
### Neat Board with Table stand

Weight: 102.6 pounds (46,5 kg)



## Neat Board with Wall mount

Weight: 111.6 pounds (50,6 kg)



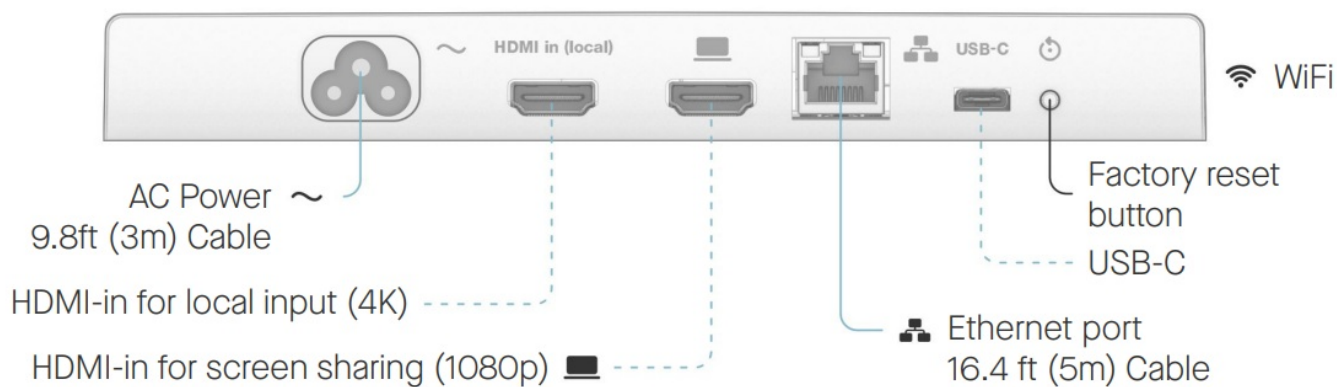
## Setup & connectivity

### Setup


Use the provided cables to set up the system. Connect the cables according to the illustration. Cables marked — are included. Cables marked - - - - are optional and not required for basic use of the system.

### Requirements for a complete setup

Internet connection Video service







The 16.4ft (5m) Ethernet Cable provided is not to be used for in-wall installation. In-wall cable routing should only be performed by qualified personnel using appropriate equipment.

### Environmental Requirements

Ambient operating temperature:

32° to 95° F (0° – 35° C)

Storage temperature: -4° – 140° F (-20° – 60° C)

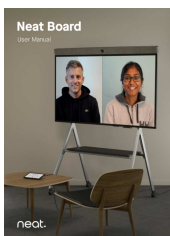
Relative humidity: 10% to 90%

### Additional Product Information

<https://neat.no/board>

Neat Board – User Manual rev10

### Documents / Resources



[neat Board Collaboration System](#) [pdf] User Manual  
Board Collaboration System, Collaboration System

### References

- [neat Board](#)