



## neat Board 50 Adaptive Stand User Manual

[Home](#) » [neat](#) » neat Board 50 Adaptive Stand User Manual 

# neat.

Neat Board 50  
User manual



**Neat Board 50**  
**Video conferencing device**

## **Contents**

- [1 Board 50 Adaptive Stand](#)
- [2 Neat Active Marker](#)
- [3 Simple setup](#)
- [4 Mounting options](#)
- [5 Size and weight](#)
- [6 Setup and connectivity](#)
- [7 Documents / Resources](#)
  - [7.1 References](#)

## **Board 50 Adaptive Stand**



Neat Board 50 transforms your meeting space experience by packing powerful technology and pioneering capabilities into an elegant all-in-one design.

It's perfect for bringing superior-quality audio, video and collaborative tools to your huddle, focus and meeting spaces.

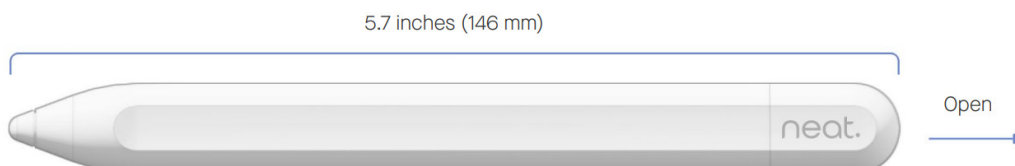
Fully managed through Neat Pulse, Neat Board 50 comprises a touch screen, active marker, camera, speakers, microphone and environmental sensors in one compact design.

Neat Board 50 works standalone or as a companion device with other primary Neat systems. You can also combine it with Neat Pad controllers and scheduling displays.

## Neat Active Marker

Neat Board 50 includes a pressuresensitive active marker that enables a natural handwriting experience.

It has a tail-end eraser and magnetically attaches to the bottom of Neat Board 50. A long-lasting replaceable AAA battery powers Neat Active Marker.





Risk of fire or explosion if you put the wrong battery in. Only use consumer-grade, non-rechargeable carbon-zinc or alkaline AAA batteries.

Simple setup

Neat Board 50 includes everything you need to get started, a Neat Active Marker, cables and a table stand.

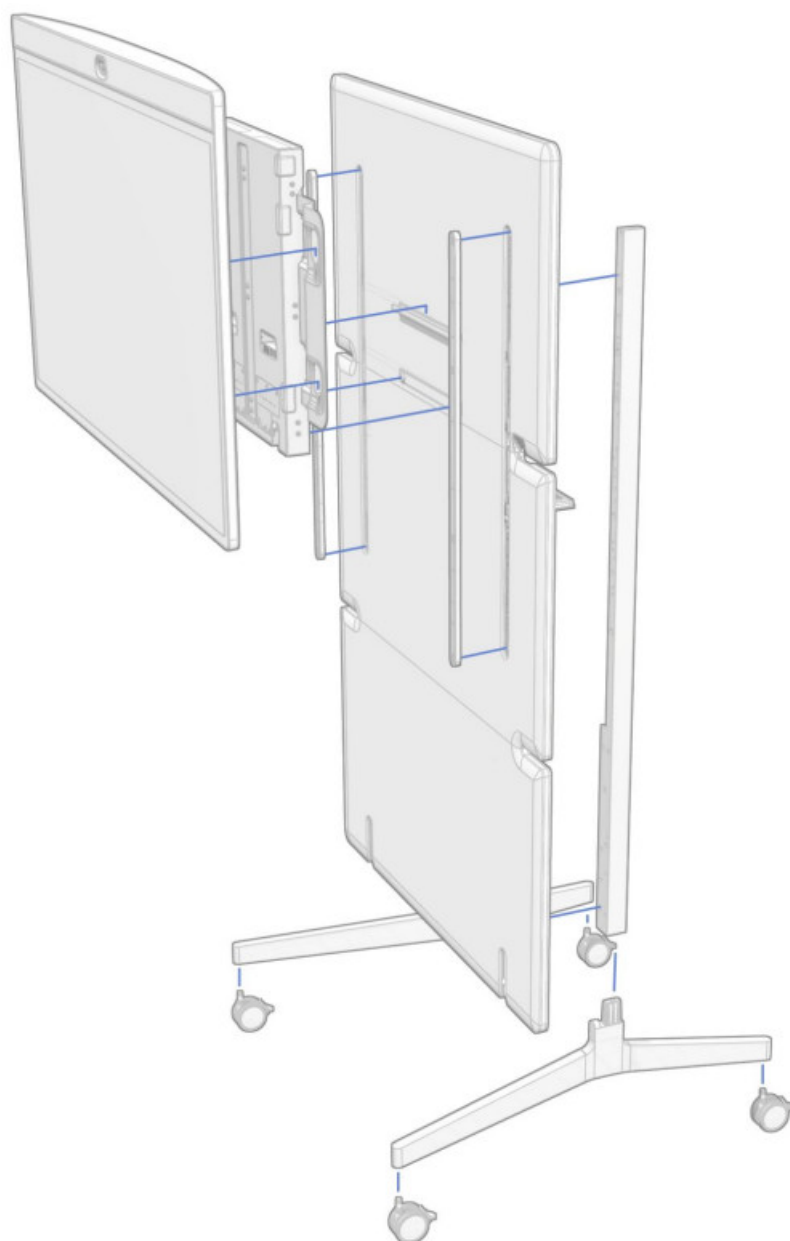
In the box:

Neat Board 50 with table stand Ethernet cable: 16.4 feet (5 meters) Power cord: 9.9 feet (3 meters) Neat Active Marker


Adaptive stand (optional)	Adaptive mount or wall mount (optional)	Table stand (optional)
		

Mounting options

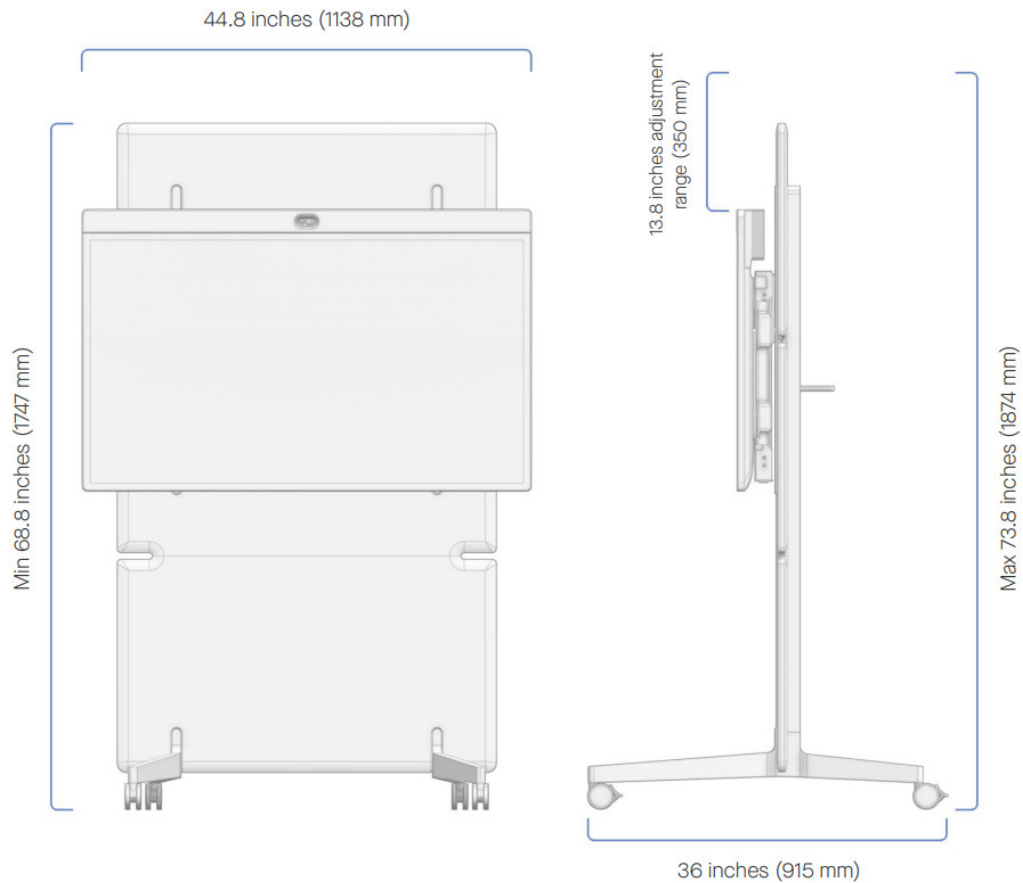
- Adaptive stand (optional)
- 2 x M8 screw: 3.94 inches (100 mm)
- 2 x M5 screw: 0.39 inches (10 mm)
- 26 x M5 screw: 0.47 inches (12 mm)
- Power cord: 14.8 feet (4.5 meters)
- 4 x wheels



Adaptive mount (optional) Height-adjustable	Table stand (included)	Wall mount (optional) VESA compatible


 Screws for mounting to the wall are not included. Mounting on a wall should only be performed by qualified personnel in line with applicable facility and state regulations. The wall and the mounting equipment must safely withstand the product load.

## Size and weight



### Neat Board 50 with adaptive stand

Width: 44.8 inches (1138 mm)

Height min: 68.8 inches (1747 mm)

Height max: 73.8 inches (1874 mm)




Depth: 36 inches (915 mm)

Weight: 136.7 pounds (62 kg)

Net weight of adaptive stand:  
86.7 pounds (39.4 kg)

⚠ Max shelf support weight: 11 pounds (5 kg)

⚠ Only use the Neat Board 50 adaptive stand with a Neat NF-H1 video conferencing device. Usage with other equipment may result in instability and cause injury.

<p>Neat Board 50 with table stand</p> <p>Width: 44.8 inches (1138 mm)</p> <p>Height: 29.3 inches (745 mm)</p> <p>Depth: 10.3 inches (261 mm)</p> <p>Weight: 52 pounds (23.5 kg)</p> <p>Net weight of table stand: 2 pounds (0.9 kg)</p>	 <p>44.8 inches (1138 mm)</p> <p>29.3 inches (745 mm)</p> <p>2.7 inches (69 mm)</p> <p>10.3 inches (261 mm)</p>
<p>Neat Board 50 with wall mount</p> <p>Width: 44.8 inches (1138 mm)</p> <p>Height: 28.2 inches (716 mm)</p> <p>Depth: 3.6 inches (92 mm)</p> <p>Weight: 59.5 pounds (27 kg)</p> <p>Weight: 59.5 pounds (27 kg)</p> <p>Net weight of wall mount: 9.7 pounds (4.4 kg)</p>	 <p>44.8 inches (1138 mm)</p> <p>28.2 inches (716 mm)</p> <p>3.6 inches (92 mm)</p>
<p>Neat Board 50 with adaptive mount</p> <p>Width: 44.8 inches (1138 mm)</p> <p>Height: 28.2 inches (716 mm)</p> <p>Depth: 3.8 inches (96 mm)</p> <p>Weight: 71.9 pounds (32.6 kg)</p> <p>Weight: 71.9 pounds (32.6 kg)</p> <p>Net weight of adaptive mount: 22.0 pounds (10 kg)</p>	 <p>44.8 inches (1138 mm)</p> <p>28.2 inches (716 mm)</p> <p>3.8 inches (96 mm)</p> <p>13.8 inches adjustment range (350 mm)</p>

## Setup and connectivity

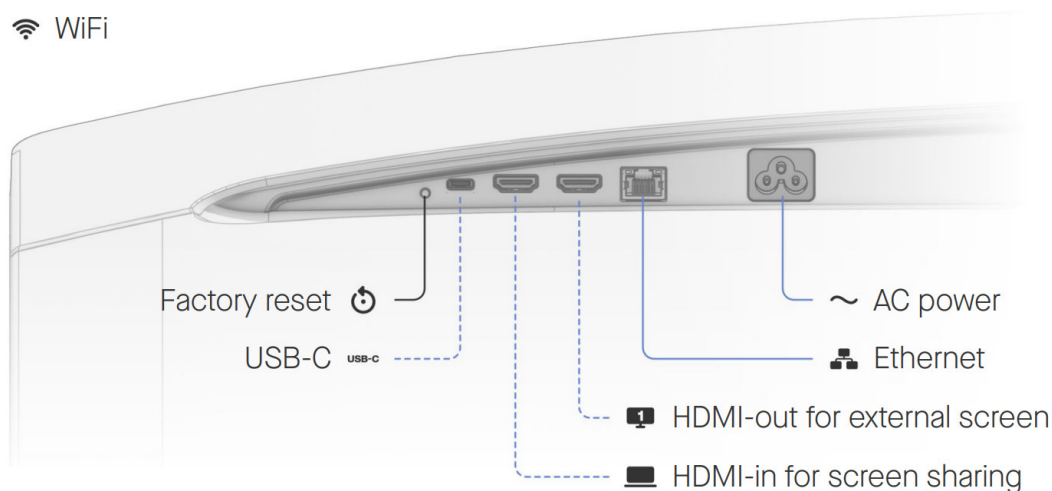
## Setup


Use the provided cables to set up the system.  
Connect the cables according to the illustration.

Cables marked  are included. Cables marked  are optional and not required for the system's basic use.

### Requirements for a complete setup

Internet connection Video service



 Don't use the provided 16.4 feet (5 meters) Ethernet cable for in-wall installation. Only qualified personnel should perform in-wall cable routing using appropriate equipment.

### Environmental requirements

Ambient operating temperature: 32° to 95° F / 0° – 35° C

Storage temperature: -4° – 140° F / -20° – 60° C


Relative humidity: 10% to 90%

### Additional product information

<https://neat.no/board-50>

## Neat Board 50 – User Manual rev07

## Documents / Resources

	<p><a href="#">neat Board 50 Adaptive Stand</a> [pdf] User Manual Board 50 Adaptive Stand, Board 50, Adaptive Stand, Stand</p>
---	--

## References

-  [Neat Board 50](#)