



NATIONAL INSTRUMENTS VirtualBench Rack Mount Kit Installation Guide

[Home](#) » [NATIONAL INSTRUMENTS](#) » NATIONAL INSTRUMENTS VirtualBench Rack Mount Kit Installation Guide



INSTALLATION GUIDE VirtualBench™ Rack Mount Kit

Contents

- [1 VirtualBench Rack Mount Kit](#)
- [2 Documents / Resources](#)
 - [2.1 References](#)

VirtualBench Rack Mount Kit

COMPREHENSIVE SERVICES

We offer competitive repair and calibration services, as well as easily accessible documentation and free downloadable resources.

SELL YOUR SURPLUS

We buy new, used, decommissioned, and surplus parts from every NI series. We work out the best solution to suit

your individual needs.



Sell For Cash



Get Credit



Receive a Trade-In Deal

OBSOLETE NI HARDWARE IN STOCK & READY TO SHIP

We stock New, New Surplus, Refurbished, and Reconditioned NI Hardware. VB8012

Request a Quote

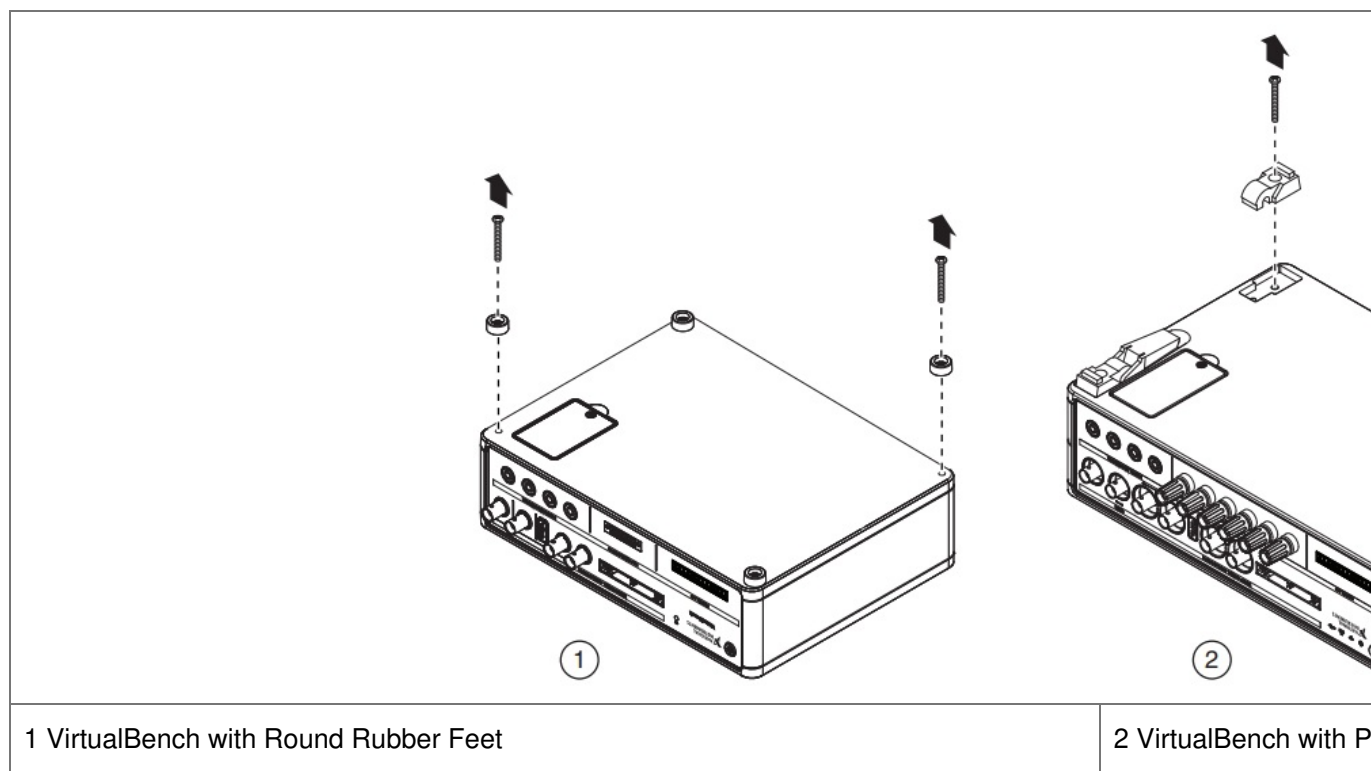


[CLICK HERE](#)

The National Instruments VirtualBench Rack Mount Kit (part number 785079-01) is an accessory you can use to mount your VirtualBench to a rack. The rack mount kit consists of a shelf, two 6-32 screws, and this guide. Complete the following steps to install the rack mount kit on your VirtualBench. You need a #2 Phillips screwdriver to complete the installation.

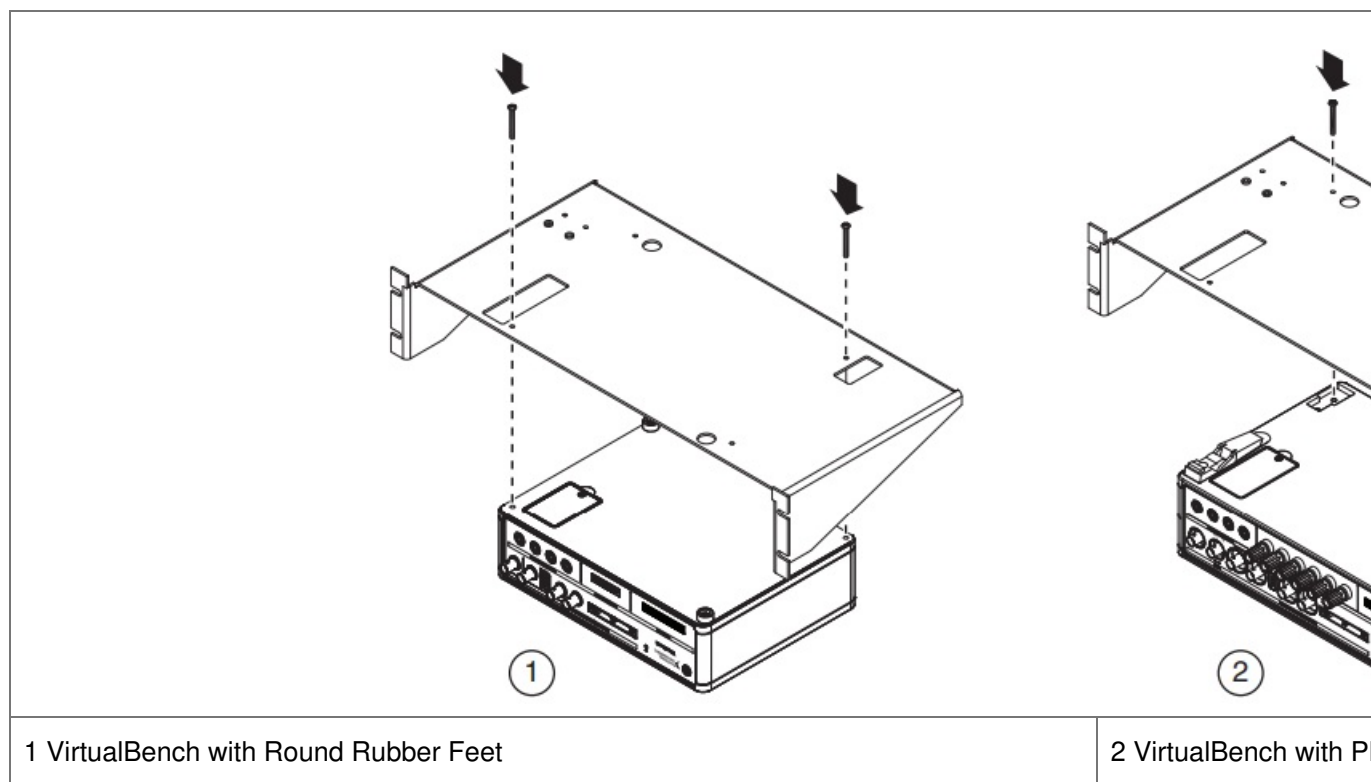
1. Use the screwdriver to remove two feet from your VirtualBench. Depending on your VirtualBench, you must remove different feet. Figure 1 depicts the correct feet to remove for every VirtualBench model.

Figure 1. Removing Feet from VirtualBench



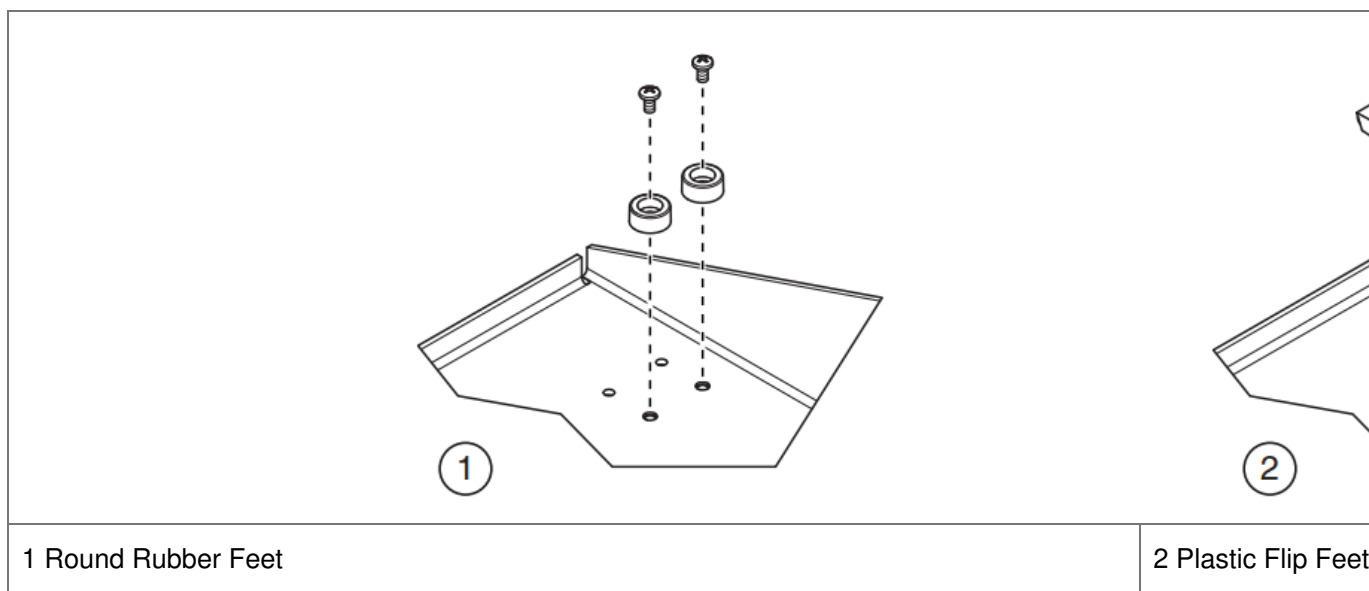
2. Lay the shelf on the inverted VirtualBench, aligning the two remaining feet with the recesses of the shelf, as shown in Figure 2.
3. Use the screwdriver and the screws from the removed feet to attach VirtualBench to the shelf, screwing through the bottom of the shelf into the foot recess of the VirtualBench.

Figure 2. Attaching the Shelf to VirtualBench



4. Store the removed feet on the shelf with the provided screws, as shown in Figure 3.

Figure 3. Storing Your Feet



5. Attach the shelf to your rack. Larger Virtual Benches, such as the VB-8034, require an extra rack unit (1U) above the mounting flanges.



Note Rack environments often can exceed the VirtualBench rated ambient temperature. Monitor the inlet air temperature of VirtualBench in the deployed environment to ensure that the maximum ambient operating temperature, listed in your VirtualBench specifications document, is not breached.

Refer to the NI Trademarks and Logo Guidelines at ni.com/trademarks for more information on NI trademarks. Other product and company names mentioned herein are trademarks or trade names of their respective companies. For patents covering NI products/technology, refer to the appropriate location: Help»Patents in your software, the [patents.txt](#) file on your media, or the National Instruments Patents Notice at ni.com/patents. You can find information about end-user license agreements (EULAs) and third-party legal notices in the readme file for your NI product. Refer to the Export Compliance Information at ni.com/legal/export-compliance for the NI global trade compliance policy and how to obtain relevant HTS codes, ECCNs, and other import/export data. NI MAKES NO EXPRESS OR IMPLIED WARRANTIES AS TO THE ACCURACY OF THE INFORMATION CONTAINED HEREIN AND SHALL NOT BE LIABLE FOR ANY ERRORS. U.S. Government Customers: The data contained in this manual was developed at private expense and is subject to the applicable limited rights and restricted data rights as set forth in FAR 52.227-14, DFAR 252.227-7014, and DFAR 252.227-7015.

© 2016 National Instruments. All rights reserved. 376293A-01

Bridging the gap between the manufacturer and your legacy test system.



1-800-915-6216 S.



www.apexwaves.com



sales@apexwaves.com

All trademarks, brands, and brand names are the property of their respective owners

Documents / Resources



NATIONAL INSTRUMENTS VirtualBench Rack Mount Kit [pdf] Installation Guide
 VB-8012, VB-8034, VirtualBench Rack Mount Kit, VirtualBench, VirtualBench Rack Mount, Rack Mount, Rack Mount Kit, Mount Kit, Mount

References

-  [Trade Compliance - NI](#)
-  [National Instruments Patents - NI](#)
-  [NI Trademarks and Logo Guidelines - NI](#)
-  [VB-8012 National Instruments VirtualBench All-in-One Instrument | Apex Waves](#)

Manuals+.