


NATIONAL INSTRUMENTS PXI-8232 Gigabit Ethernet Interface Installation Guide

[Home](#) » [NATIONAL INSTRUMENTS](#) » NATIONAL INSTRUMENTS PXI-8232 Gigabit Ethernet Interface Installation Guide 

NATIONAL INSTRUMENTS PXI-8232 Gigabit Ethernet Interface Installation Guide



Contents

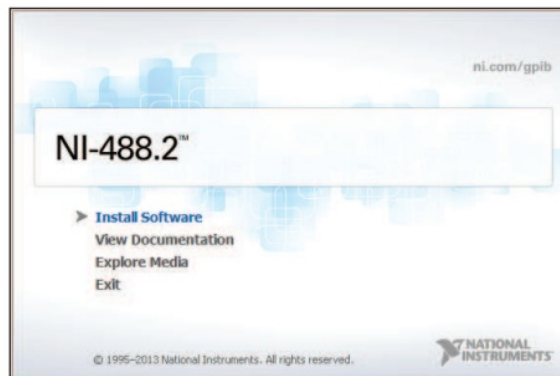
- 1 INSTALLATION**
- 2 External Controllers (Ethernet, USB, ExpressCard™, PCMCIA)**
- 3 Where to Go for Support**
- 4 Documents / Resources**
 - 4.1 References**

INSTALLATION

Internal Controllers

(PCI, PXI, PCI Express, PMC, ISA)

1. Insert the NI-488.2 media and choose Install Software.




Tip The View Documentation link provides access to NI-488.2 documentation, including detailed hardware installation instructions.

2. When you have completed the software installation, shut down the computer. Make certain it is powered off before proceeding



3. Install your GPIB hardware and then power on the computer.


PCI, PCI Express, ISA



PXI



PMC



External Controllers (Ethernet, USB, ExpressCard™, PCMCIA)

1. Insert the NI-488.2 media and choose Install Software.




Tip The View Documentation link provides access to NI-488.2 documentation, including detailed hardware installation instructions.

2. When you have completed the software installation, restart the computer.



3. Install your GPIB hardware

Ethernet



USB



ExpressCard™, PCMCIA



Caution The GPIB devices and the computer must share the same ground potential.

4. Ethernet Only

After the computer has restarted, complete the GPIB Ethernet Wizard to configure your Ethernet interface.

(Windows XP/Vista/7) Run the GPIB Ethernet Wizard from the National

Instruments»NI-488.2 program group in the Start menu.

(Windows 8) Run the GPIB Ethernet Wizard from the National Instruments»NI-488.2 program group in the NI Launcher.



Where to Go for Support

The National Instruments Web site is your complete resource for technical support. At ni.com/support you have access to everything from troubleshooting and application development self-help resources to email and phone assistance from NI Application Engineers.

National Instruments corporate headquarters is located at 11500 North Mopac Expressway, Austin, Texas, 78759-3504. National Instruments also has offices located around the world to help address your support needs. For telephone support in the United States, create your service request at ni.com/support and follow the calling instructions or dial 512 795 8248. For telephone support outside the United States, visit the Worldwide Offices section of ni.com/niglobal to access the branch office Web sites, which provide up-to-date contact information, support phone numbers, email addresses, and current events.

LabVIEW, National Instruments, NI, ni.com, NI-488.2, the National Instruments corporate logo, and the Eagle logo are trademarks of National Instruments Corporation. Refer to the Trademark Information at ni.com/trademarks for other National Instruments trademarks. The ExpressCard™ word mark and other product and company logos are owned by the PCMCIA and any use of such marks by National Instruments is under license. Other product and company names mentioned herein are trademarks or trade names of their respective companies. For patents covering National Instruments products/technology, refer to the appropriate location: Help»Patents in your software, the [patents.txt](#) file on your media, or the National Instruments Patents Notice at ni.com/patents. Refer to the Export Compliance Information at ni.com/legal/export-compliance for the National Instruments global trade compliance policy and how to obtain relevant HTS codes, ECCNs, and other import/export data.

© 2004–2013 National Instruments. All rights reserved.

COMPREHENSIVE SERVICES

We offer competitive repair and calibration services, as well as easily accessible documentation and free downloadable resources.

SELL YOUR SURPLUS

We buy new, used, decommissioned, and surplus parts from every NI series. We work out the best solution to suit your individual needs.

- Sell For Cash
- Get Credit
- Receive a Trade-In Deal

OBSOLETE NI HARDWARE IN STOCK & READY TO SHIP

We stock New, New Surplus, Refurbished, and Reconditioned NI Hardware.

Bridging the gap between the manufacturer and your legacy test system.



1-800-915-6216



www.apexwaves.com



sales@apexwaves.com

National

Documents / Resources



[NATIONAL INSTRUMENTS PXI-8232 Gigabit Ethernet Interface](#) [pdf] Installation Guide
PXI-8232 Gigabit Ethernet Interface, PXI-8232, Gigabit Ethernet Interface, Ethernet Interface, Interface

References

- [NI Test and Measurement Systems, a part of Emerson - NI](#)
- [NI Test and Measurement Systems, a part of Emerson - NI](#)
- [NI Support - NI](#)
- [NI Trademarks and Logo Guidelines - NI](#)
- [Contact Us - NI](#)
- [Support - NI](#)
- [User Manual](#)

This website is an independent publication and is neither affiliated with nor endorsed by any of the trademark owners. The "Bluetooth®" word mark and logos are registered trademarks owned by Bluetooth SIG, Inc. The "Wi-Fi®" word mark and logos are registered trademarks owned by the Wi-Fi Alliance. Any use of these marks on this website does not imply any affiliation with or endorsement.