



## naim Mu-so Qb. 2nd Generation. User Guide

[Home](#) » [naim](#) » naim Mu-so Qb. 2nd Generation. User Guide

### Contents [ [hide](#) ]

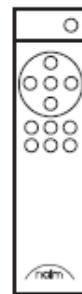
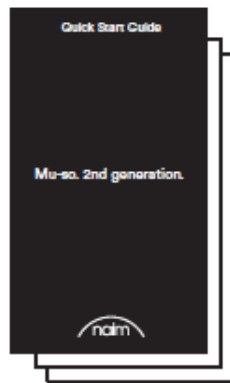
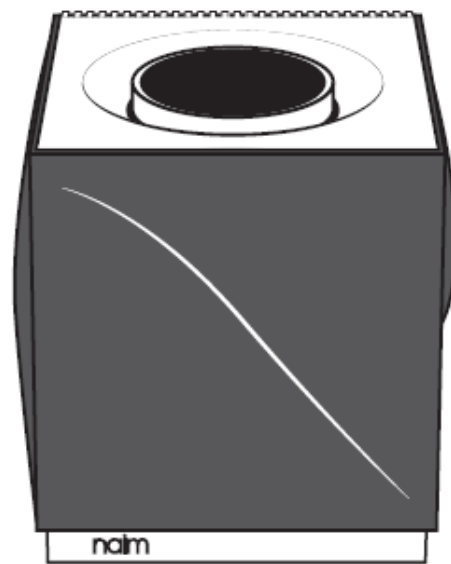
- [1 naim Mu-so Qb. 2nd Generation.](#)
- [2 Get to know your Mu-so Qb](#)
- [3 Further help and FAQs](#)
- [4 Warranties](#)
- [5 Acknowledgements](#)
- [6 Documents / Resources](#)
  - [6.1 References](#)
- [7 Related Posts](#)



**naim Mu-so Qb. 2nd Generation.**

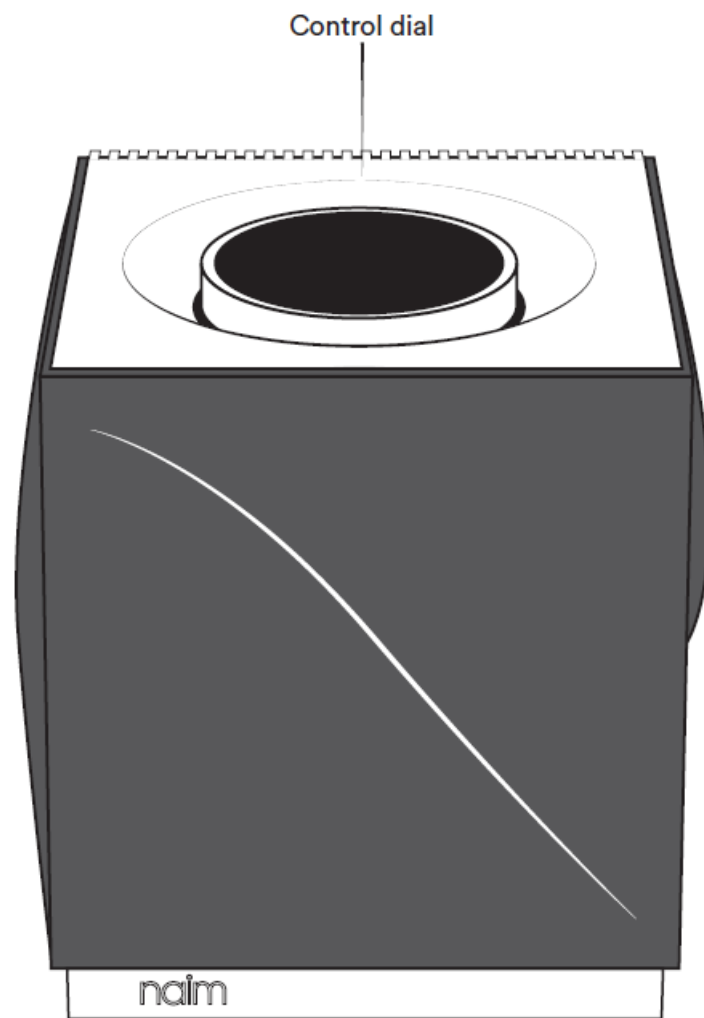


**What's in the box**

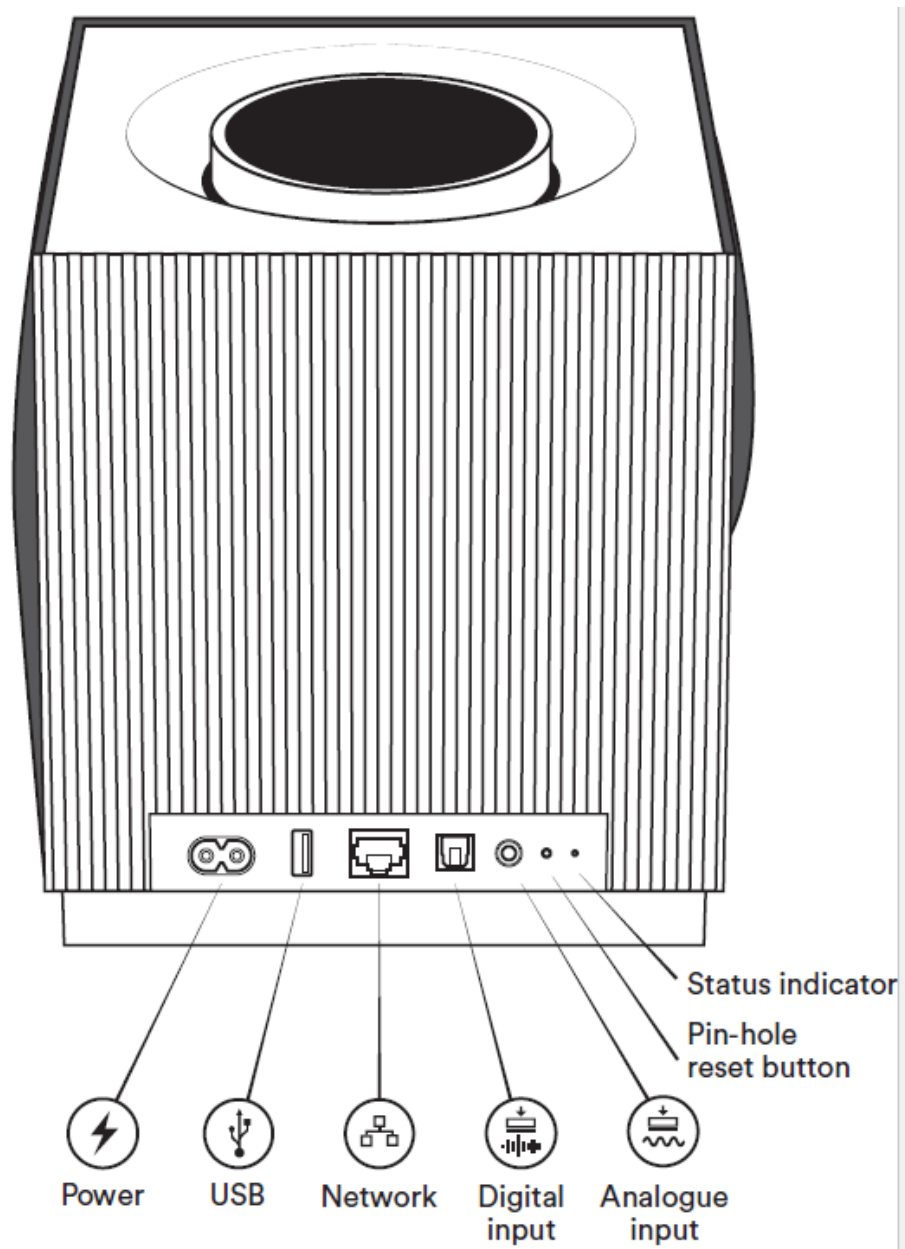


**Get to know your Mu-so Qb**

**Front What's in the box view**



**Back view**



## Controls

## Proximity control



Wave your hand  
over the dial  
to wake the  
Mu-so Qb

iRadio favourites  
or Spotify presets



15 touch  
sensitive  
buttons



Multiroom



Bluetooth



External inputs



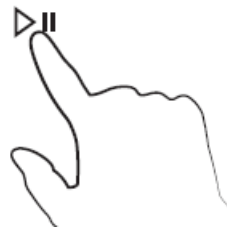
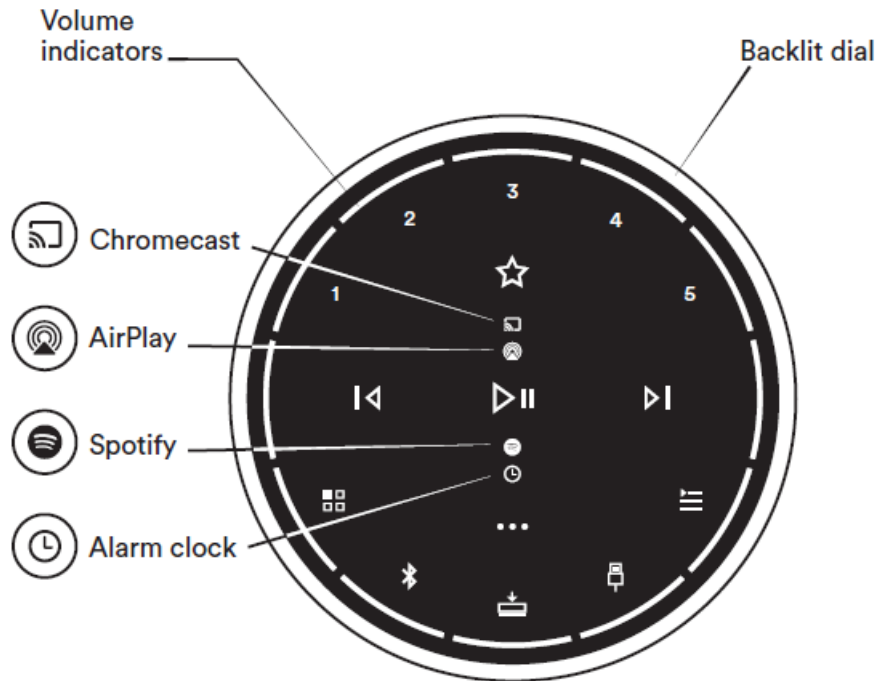
Resume Spotify  
/ Play Queue



Activities  
selection

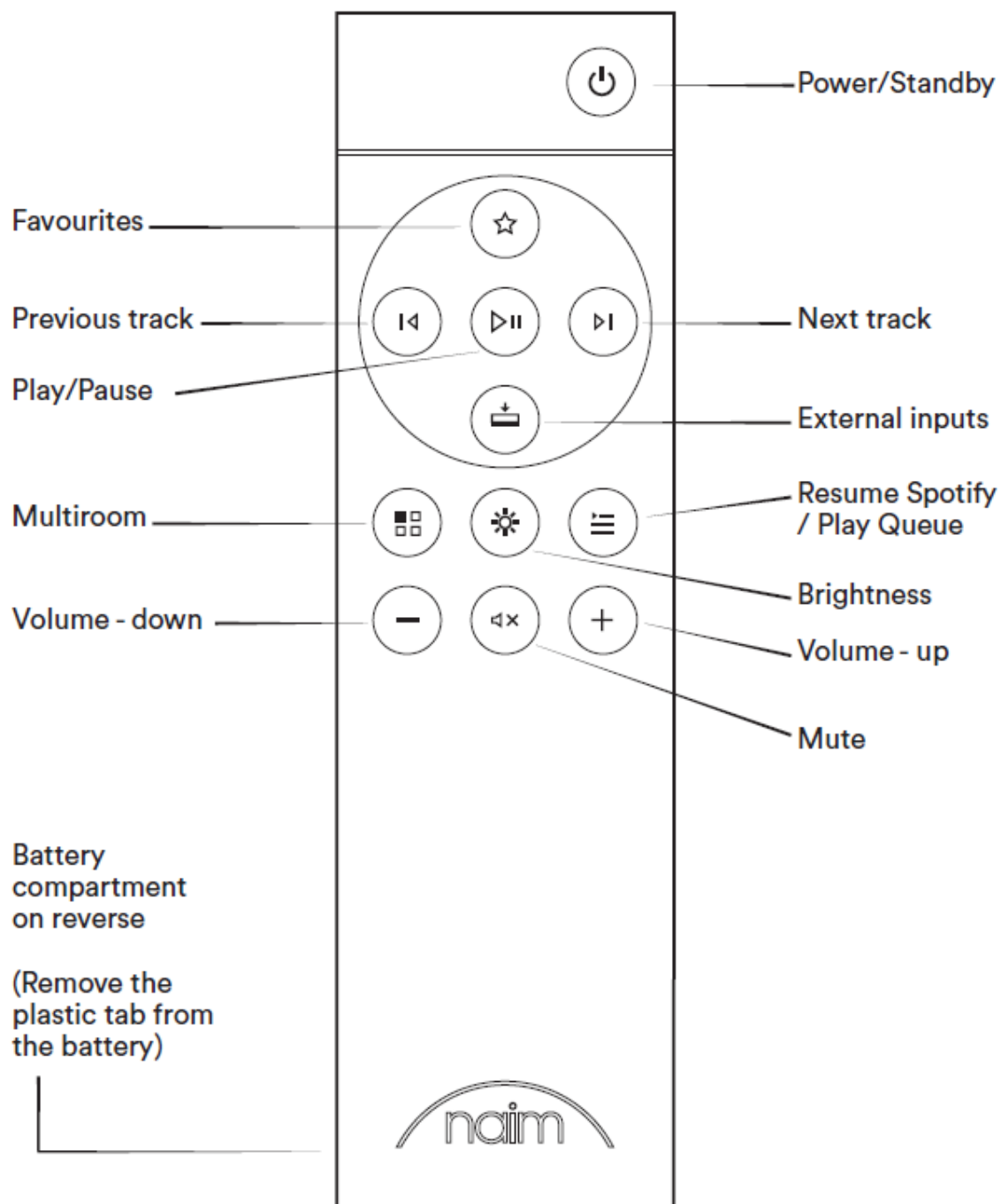


Rotate illuminated dial  
for volume control



Hold down for  
3 seconds to put  
Mu-so Qb in standby

## Remote



## Playing music

### Naim App

Use the Naim App to set up and control your Mu-so Qb . Look for 'Naim' on the Apple App Store or Google Play Store to download and install. Launch the app and follow the setup instructions to configure your **Mu-so Qb** and learn about its features.

### Other ways to listen to your music

#### Chrome cast built-in

Stream your favorite music from your phone, tablet or laptop to your Mu-so Qb. To use Chromecast built-in to cast audio to your Mu-so Qb , you must first configure it using the Google Home app. You can set up Chromecast groups with other products in the Devices screen.



## AirPlay

AirPlay is an Apple technology designed to control home audio systems and speakers in any room from your iPhone, iPad, HomePod or Apple TV.

To setup AirPlay 2 use the Home app on an iOS device running software 11.4 or later. Open the Home app and tap the (+) button to add it as an Accessory. You can also enable AirPlay from macOS via the **Mu-so Qb**'s webpage by navigating to its IP address in your browser.

## Further help and FAQs

Visit the Naim website for further support, interactive setup and support guides.

[www.naimaudio.com/mu-so-support](http://www.naimaudio.com/mu-so-support)

## Contact

[supportmu-sosupport@naimaudio.com](mailto:supportmu-sosupport@naimaudio.com)

Support helpline: +44 (0) 333 321 9923 (UK) +1 800 961 5681 (USA and Canada)

## Warranties

### Peace of mind guaranteed

We are confident your new Mu-so Qb wireless music system will bring you a deeper connection with music. You will be listening to even more music than ever before, discovering new artists and rediscovering old classics. In the unlikely event that something does go wrong you are covered by a two-year warranty\* backed by Naim Audio and our international distributors that is redeemable via your retailer with valid proof of purchase.

For full terms and conditions visit [www.naimaudio.com/mu-so-warranty](http://www.naimaudio.com/mu-so-warranty)

### Register your new Mu-so Qb

Register your Mu-so with us online to join our vibrant online community of music lovers. You will get exclusive access to the latest Naim news and content from our independent record label.

[naimaudio.com/mu-so-registration](http://naimaudio.com/mu-so-registration)

## Acknowledgements

Mu-so® is a registered trademark of Naim Audio Ltd. Registered in the United Kingdom and other countries.

Use of the Works with Apple badge means that an accessory has been designed to work specifically with the technology identified in the badge and has been certified by the developer to meet Apple performance standards. Apple, AirPlay, iPad, iPod, iPhone, Apple TV and HomePod are trademarks of Apple Inc., registered in the U.S. and other countries. The trademark "iPhone" is used in Japan with a license from Aiphone K.K.

The Spotify software is subject to third party licences found here: [www.spotify.com/connect/third-party-licenses](http://www.spotify.com/connect/third-party-licenses).


UPnP™ is a trademark of the UPnP™ Forum.

The terms HDMI® and HDMI High-Definition Multimedia Interface, and the HDMI Logo are trademarks or registered trademarks of HDMI Licensing LLC in the United States and other countries.

The Bluetooth® word mark and logos are registered trademarks owned by Bluetooth SIG, Inc. and any use of such marks by Naim Audio Ltd. is under licence. Other trademarks and trade names are those of their respective owners.



## Documents / Resources

	<p><a href="#">naim Mu-so Qb. 2nd Generation.</a> [pdf] User Guide Mu-so Qb. 2nd Generation.</p>
---	--

## References

-  [Product Registration | Naim Audio](#)
-  [Mu-so Support | Naim Audio](#)
-  [Explore - Spotify | Connect at home](#)
-  [Mu-so Support | Naim Audio](#)
-  [Mu-so Range Warranty | Naim Audio](#)