



nacon PS4OFPADWL Asymmetric Wireless Controller for PS4 and PC User Guide

[Home](#) » [nacon](#) » nacon PS4OFPADWL Asymmetric Wireless Controller for PS4 and PC User Guide 



ASYMMETRIC
Wireless Controller User Guide



“2”, “PlayStation”, “DUALSHOCK”, “PS”, and “KHJL” are registered trademarks of Sony Interactive Entertainment Inc. All rights reserved.

NACON is a registered trademark.

Thank you for purchasing the NACON
ASYMMETRIC WIRELESS CONTROLLER for PS4™ consoles.
This product has been designed to enhance your gaming experience.
Please keep this instruction manual for future reference.

Warranty

This product bearing the NACON trademark is guaranteed by the manufacturer for a period of 2 years from the date of purchase, and will, during this period be replaced with the same or a similar model, at our option, free of charge, if there is a defect due to faulty material, or workmanship.

For any warranty request or claim, please keep your proof of purchase for the duration of the warranty. Without this document, we won't be able to process your request. The original packaging must be kept for all distance purchases (mail order & Internet).

This guarantee does not cover defects arising from accidental damage, misuse or wear and tear. This guarantee does not cover the loss of the USB Bluetooth® receiver or the USB Charging cable. This does not affect your statutory rights.

To access the declaration of conformity, please visit:

www.nacongaming.com/support/

Content

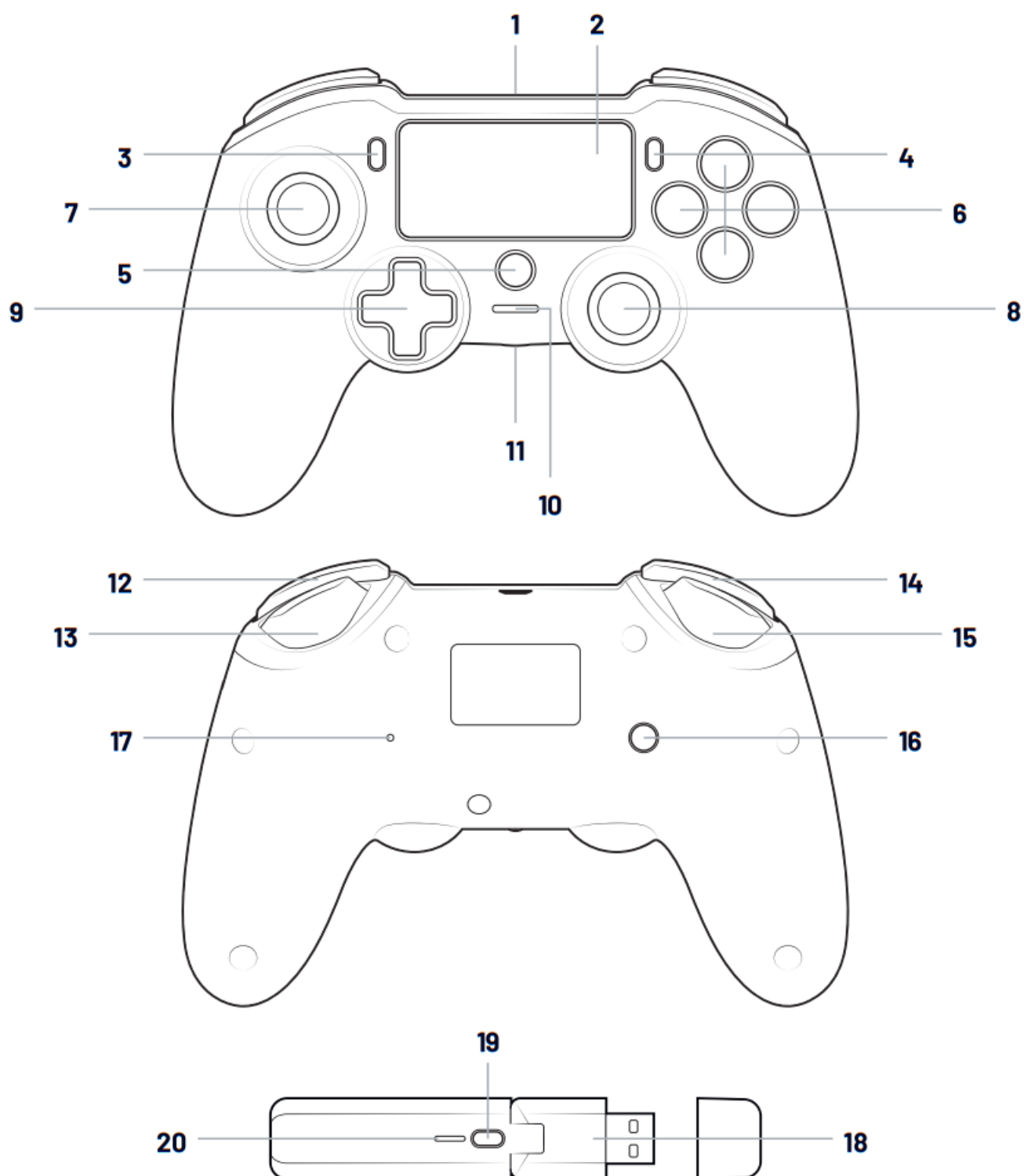
- 1x wireless controller
- 1x USB Bluetooth® receiver
- 1x USB charging cable
- 1x user guide



Contents

- [1 Description of elements](#)
- [2 Charge the wireless controller](#)
- [3 Synchronisation](#)
- [4 Multiplayer mode](#)
- [5 Notice](#)
- [6 Switch OFF the controller](#)
- [7 Important Safeguards & Precautions](#)
- [8 Ergonomics](#)
- [9 Technical Helpline Information](#)
- [10 UK Declaration of Conformity](#)
- [11 Documents / Resources](#)
 - [11.1 References](#)
- [12 Related Posts](#)

Description of elements



1. Micro USB connector
2. Touch pad
3. "SHARE" button
4. "OPTIONS" button
5. "PS" button
6. Action buttons
7. Left stick with the L3 button
8. Right stick with the R3 button
9. Directional pad

10. LED for Sync / Battery level indication
11. Headset connector (3.4mm jack)
12. R1 Shoulder button
13. R2 Analogue trigger
14. L1 Shoulder button
15. L2 Analogue trigger
16. Battery indicator button
17. Reset button
18. USB Bluetooth receiver
19. "SYNC" button
20. LED for Sync indication

Charge the wireless controller

To charge your controller, plug the USB-A connector of the charging cable to one of the free ports of your PlayStation®4 console and plug the micro USB connector to your controller.

The controller LED (10) becomes Yellow, with a breathing effect, if the wireless controller is OFF. When the controller is ON, the LED is White, with a breathing effect. The breathing effect stops when the battery is fully charged.

- Battery type: Lithium-Polymer
- Battery capacity: 1200mAh
- Playing time: up to 7 hours
- Charging time: up to 6 hours

Note: when you are using the wireless controller, you can check the battery level status by holding the Battery Indicator button (16) for more than 1 second:

The LED bar (10) on the front of the wireless controller will light up in one of the following colours when the Battery Indicator Button (16) is held for more than 1 second:

- GREEN: battery level between 75% and 100%
- YELLOW: battery level between 50% and 75%
- ORANGE: battery level between 25% and 50%
- RED: battery level between 10% and 25%
- RED flashing: battery level at less than 10%

To preserve battery life, please Power Off your controller after use. To do this, press the PS button until the Player LED turns off. To wake up the controller, press the 'PS' button.

To preserve battery integrity, we recommend that you always re-charge when the LED is RED or is flashing RED.

Synchronisation

To synchronise your wireless controller with the USB receiver, follow these steps:

- Ensure that your controller is OFF.
- Press and hold the "SYNC" button of your USB Bluetooth receiver until the

LED (20) flashes quickly in white.

- Press and hold the PS and SHARE buttons on your wireless controller until the LED (10) starts to quickly flash in white.

Once the synchronisation is done the LEDs on the USB Bluetooth® receiver and wireless controller will stop flashing.

Multiplayer mode

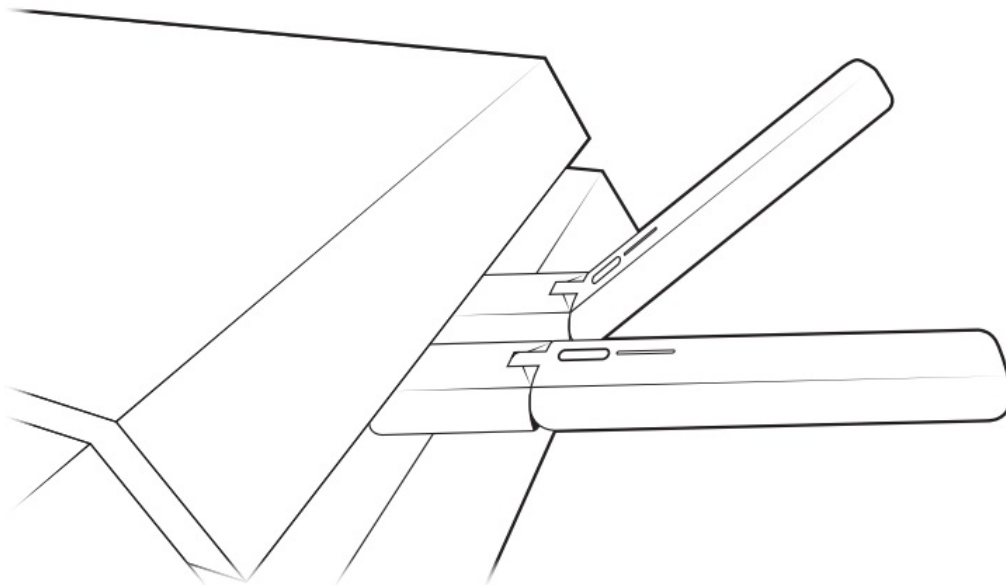
When playing with 2 wireless controllers, there can be some interference between them.

If you experience some problems during your gaming session, we recommend you check these different points:

- Ensure that you are sitting at least 60cm apart from the other player.
- Ensure that you are not too far away from your USB Bluetooth® receiver.

We recommend that you are no more than 5m from your PS4™ consoles.

- Ensure that the antenna of each USB Bluetooth® receiver is angled in a different direction, like this.



Note: the console may be affected by other wireless devices such as Wi-Fi routers, wireless mice, keyboards or other Bluetooth products.

Notice

Please notice that this controller does not support the following functions of the DUALSHOCK® 4 wireless controller: light bar, integrated speaker, motion sensors or wired support.

Switch OFF the controller

Press and hold the “PS” button until the controller turns off. To wake up the controller, press the “PS” button.
PC compatibility not endorsed by Sony Interactive Entertainment Europe

Recycling

This product should not be disposed of in normal household rubbish. Please take it to a nominated collection

point.

Recycling important and will help to protect our environment from reduced landfill waste. EU, UK and Turkey only.

Important Safeguards & Precautions

1. This controller is for indoor use only. Never expose to direct sunlight or wet weather conditions.
2. Do not expose the controller to splashing, dripping, rain or moisture. Do not immerse in liquid.
3. Do not expose to dust, high humidity, high temperatures or mechanical shock.
4. Do not use if the equipment is damaged.
5. For external cleaning, use a soft, clean, damp cloth only. The use of detergents may damage the finish and leak inside.
6. Never carry the product by its cable.
7. This device is not designed to be used by anyone (including children) with impaired physical, sensory or mental capacity, or by anyone without appropriate experience or knowledge unless they have received prior guidance or instructions related to the use of this device from someone who is responsible for their safety. Do not leave the Wireless Controller unattended, keep this device out of the reach of children.

Ergonomics

Holding your hands in the same position for a long period of time can lead to aching and pain. If this occurs repeatedly please consult your doctor. As a preventive measure, we recommend that you take a 15-minute break every hour.

Technical Helpline Information

Email: support@nacongaming.com

Website: www.nacongaming.com

EU Declaration of Conformity

Product: PS4 Asymmetric Wireless Controller

Manufacturer: Nacon

Nacon declares that this product is in compliance with the Union harmonisation legislation:

- Directive 2014/53/EU for Radio equipment
- Directive 2011/65/EU the restriction of the use of certain hazardous substances in electrical and electronic equipment

The full text of the EU Declaration of Conformity is available at the following website:

<https://www.nacongaming.com/my-nacon/support/>

UK Declaration of Conformity

Product: PS4 Asymmetric Wireless Controller

Manufacturer: Nacon

Nacon declares that this product is in compliance with the United Kingdom legislation:

- Radio Equipment Regulations 2017
- The restriction of the use of certain hazardous substances in electrical and electronic equipment regulations

The full text of the UK Declaration of Conformity is available at the following website:

<https://www.nacongaming.com/my-nacon/support/>

The EIRP power values and the Frequency bands relating to this product, identified in the list below, comply with the requirements of Directive 2014/53/EU:

EIRP: BB4487 PS4 Asymmetric Wireless Controller and Dongle – <13dBm

Frequency band: (2.402 ~ 2.480) GHz

MANUFACTURER / FABRICANT :

NACON – 396 – 466 Rue de la Voyette, CRT2 – 59273 Fretin, France


<p>DISTRIBUTORS / DISTRIBUTEURS : Bigben Interactive DEUTSCHLAND GmbH Walter Gropius Str. 28, 50126 Bergheim, Deutschland Bigben Interactive Belgium s.a./nv. Waterloo Office Park / Batiment H Dreve Richelle 161 bte 15, 1410 Waterloo, Belgium Bigben Interactive NEDERLAND bv. 's-Gravelandseweg 80, 1217 EW Hilversum, Nederland Nacon Gaming ESPANA S.L. Calle Velazquez, 31 3º Dcha, 28001 Madrid, Espana Bigben Interactive ITALIA s.r.l Corso Sempione 221, 20025 Legnano – MI, Italia Nacon Gaming Inc. 1124 8TH Street. Kirkland, WA 98033 USA FABRIQUE EN CHINE / MADE IN CHINA / Cyenano B Kutae WWW.NACONGAMING.COM</p>	<p>SUPPORT: FRANCE, du lundi au vendredi : 10h00-18h00 ou support.fr@nacongaming.com</p> <p>N°Cristal 09 69 37 03 08 APPEL NON SURTAXE</p> <p>UK, support@nacongaming.com Tel: +44 08081010970 DEUTSCHLAND, Montag bis Freitag von 09:00 bis 18:00 Uhr Tel: 02271-9047997 Mail: supportde@nacongaming.com BELGIQUE, support.be@nacongaming.com NEDERLAND, support.nl@nacongaming.com ESPANA, support.es@nacongaming.com Tel: +34 900993359 ITALIA, Support.it@nacongaming.com Tel: +39 800172494 UNITED STATES, support.us@nacongaming.com</p>
---	---

WWW.NACONGAMING.COM

Join us! Rejoignez-nous !



Documents / Resources

	<p>nacon PS4OFPADWL Asymmetric Wireless Controller for PS4 and PC [pdf] User Guide PS4OFPADWL, Asymmetric Wireless Controller for PS4 and PC, PS4OFPADWL Asymmetric Wireless Controller for PS4 and PC, Wireless Controller, Asymmetric Wireless Controller</p>
---	---

References

- [Nacon Academy | tantissimi contenuti sul mondo del gaming](#)
- [Nacon](#)
- [Manettes, Jeux vidéo, RIG, Equipements gaming - Nacon](#)

