



n-com SPCOM00000110 Nolan Adapter Kit User Guide

[Home](#) » [N-Com](#) » n-com SPCOM00000110 Nolan Adapter Kit User Guide 

Contents

- [1 n-com SPCOM00000110 Nolan Adapter Kit](#)
- [2 Specification](#)
- [3 N100-5, N70-2 GT/X](#)
- [4 N90-3](#)
- [5 N80-8, N87](#)
- [6 POSITIONING ADAPTER “B”](#)
- [7 Documents / Resources](#)
- [8 Related Posts](#)



n-com SPCOM00000110 Nolan Adapter Kit



Specification

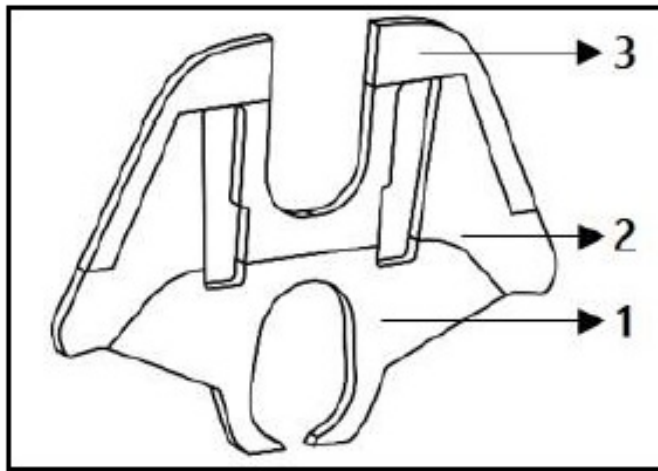
SPCOM00000110

LETTER ON THE ADAPTER	COMPATIBLE HELMETS
A	N100-5/PLUS, N90-3, N80-8, N87/PLUS, N70-2 GT/X
B	N40-5 GT/-5, N40/FULL
C	N44/EVO
D	N104/EVO/ABSOLUTE

N100-5, N70-2 GT/X

POSITIONING ADAPTER “A”

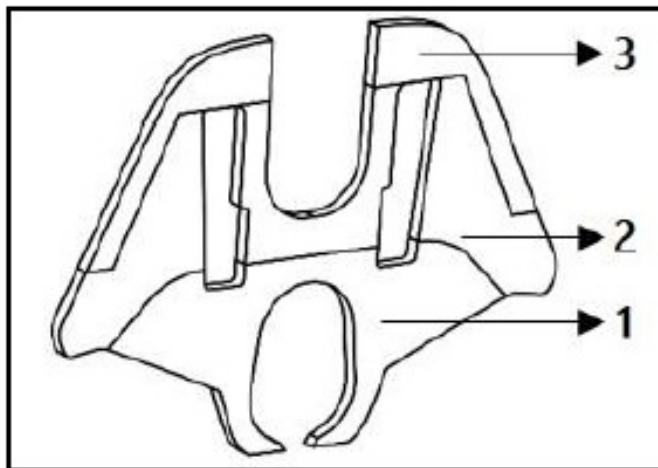
1. After having repositioned the shell edge gasket, completely remove the film of the double-sided adhesive tape (sections 1, 2, 3).
2. Apply adapter “A” to the helmet shell, following the predefined template.
3. Hook the light to the adapter, making it slide downwards.



N90-3

POSITIONING ADAPTER "A"

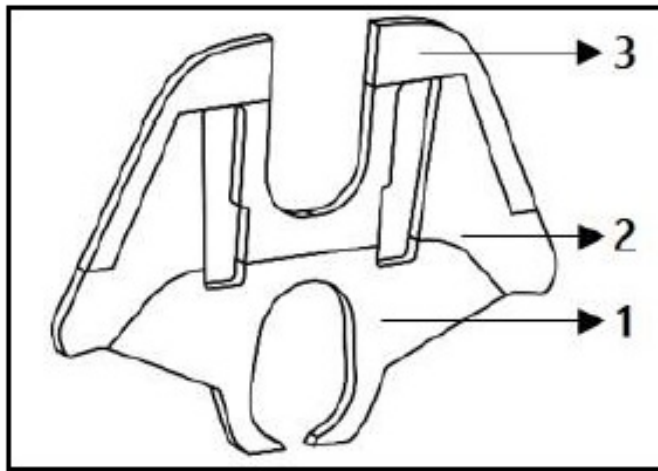
1. After having repositioned the shell edge gasket, peel off sections 1 and 2 of the film of the double-sided adhesive tape.
2. Apply adapter "A" to the helmet shell, following the predefined template.
3. Hook the light to the adapter, making it slide downwards.



N80-8, N87

POSITIONING ADAPTER "A"

- After having repositioned the shell edge gasket, peel off sections 2 and 3 of the film of the double-sided adhesive tape.
- Insert the flex cable of the ESS system in the hole of adapter "A".
- Rotate the adapter and apply it to the helmet shell.
- Hook the light to the adapter, making it slide downwards.



POSITIONING ADAPTER “B”

POSITIONING ADAPTER “B”, “C”, “D” / POSIZIONAMENTO ADATTATORE “B”, “C”, “D” / POSITIONNEMENT ADAPTATEUR “B”, “C”, “D” / POSICIONAMIENTO ADAPTADOR “B”, “C”, “D” ANBRINGUNG DES ADAPTERS “B”, “C”, “D”

- Apply the double-sided adhesive tape supplied with the adapter.
- After having repositioned the shell edge gasket, completely remove the film of the double-sided adhesive tape.
- Insert the flex cable of the ESS system in the hole of the adapter.
- Rotate the adapter and apply it to the helmet shell.
- Hook the light to the adapter, making it slide downwards.

Documents / Resources

	<p>n-com SPCOM00000110 Nolan Adapter Kit [pdf] User Guide SPCOM00000110 Nolan Adapter Kit, SPCOM00000110, SPCOM00000110 Adapter Kit, Nolan Adapter Kit, Nolan Adapter, Adapter Kit</p>
--	---