



mytrix KMCS01 Wireless Keyboard and Mouse Combo User Manual

[Home](#) » [mytrix](#) » mytrix KMCS01 Wireless Keyboard and Mouse Combo User Manual 

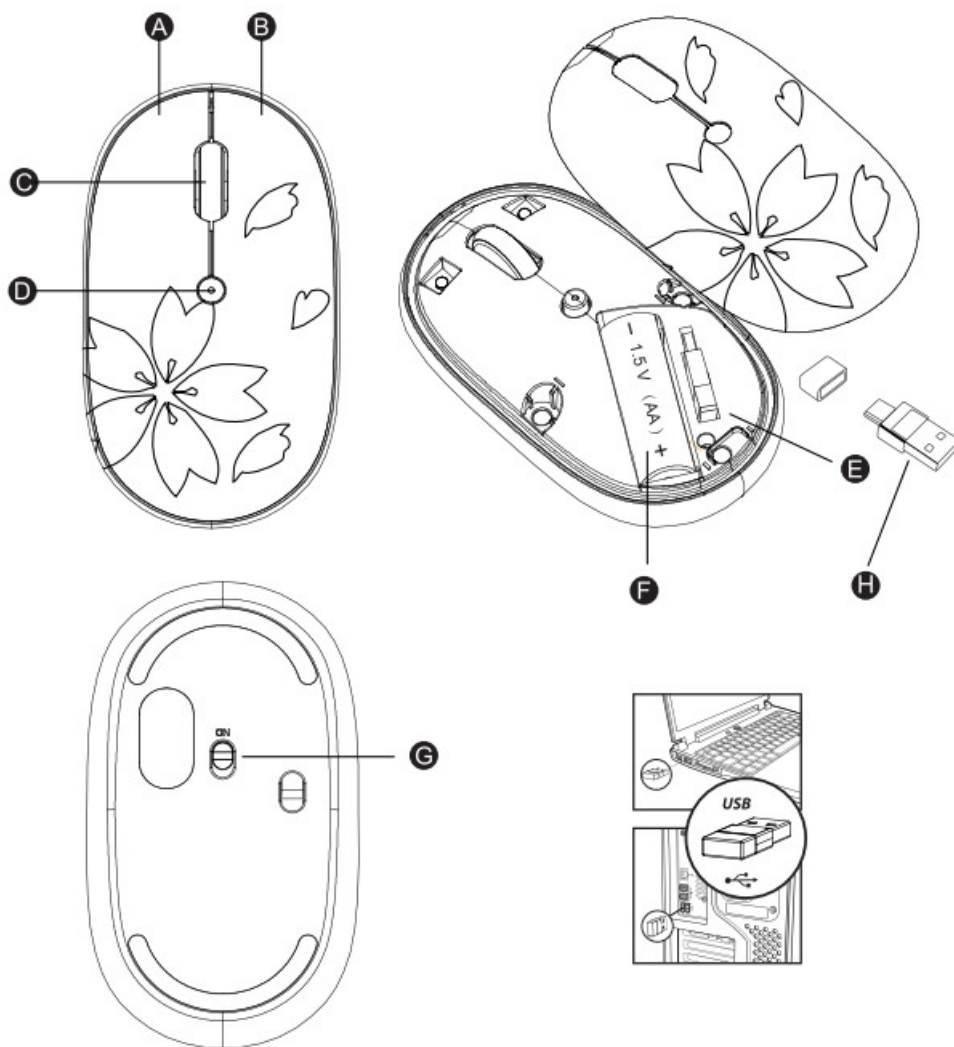


User Manual 2.4G Wireless Keyboard and Mouse Combo US QWERTY Layout

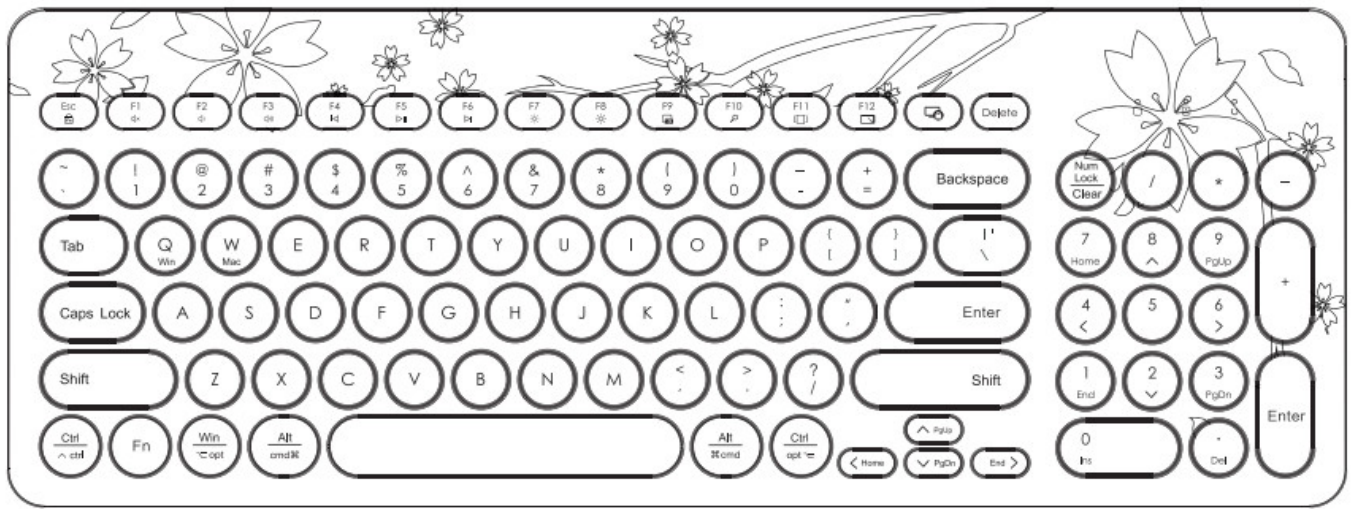
Contents

- [1 KMCS01 Wireless Keyboard and Mouse Combo](#)
- [2 Multimedia Keys](#)
- [3 Product Parameter](#)
- [4 Sleeping Mode](#)
- [5 Package Contents](#)
- [6 Documents / Resources](#)
 - [6.1 References](#)

KMCS01 Wireless Keyboard and Mouse Combo



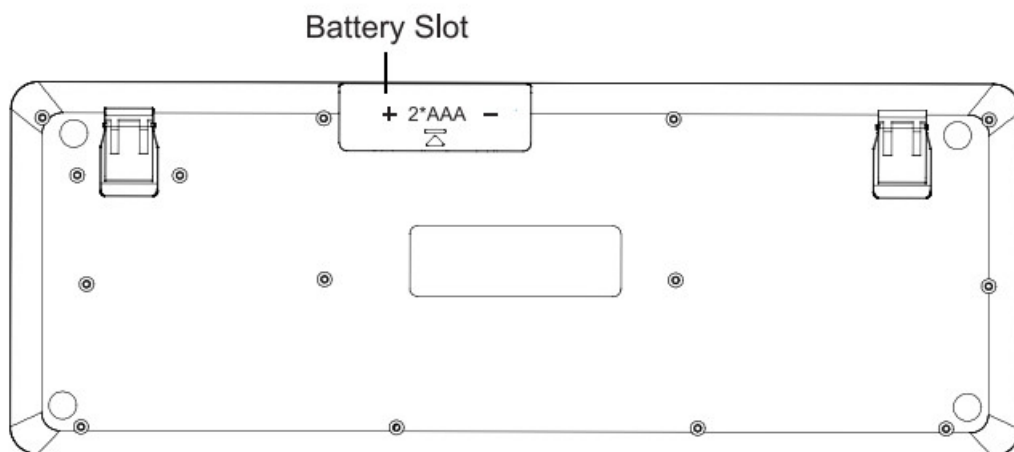
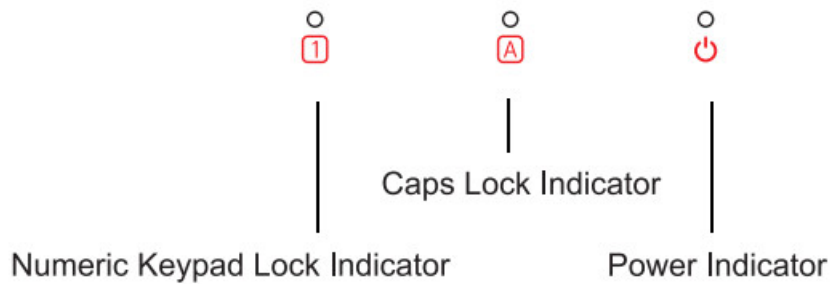
- A. Left Click
- B. Scrolls Wheel
- C. USB A/Type C Receiver
- D. Power Switch
- E. Right Click
- F. DPI Button
- G. Battery Slot



FN+Q(Win)Select Windows system mode

















FN#W(Mac)Select Mac O system mode



2.4G Connection Steps

1. Open the battery cover at the bottom of the keyboard, insert 2 AAA batteries and then close the battery cover.
2. Open the cover of the mouse, insert 1 AA battery, take out the USB receiver, switch the power switch to ON and close the battery cover.
3. Insert the USB A/Type C Receiver into the computer USB port

Multimedia Keys

Key	Windows	Mac OS
	Fn lock/unlock	Fn lock /unlock
	Mute	Mute
	Volume –	Volume –
	Volume+	Volume +
	Previous track	Previous track
	Play / Pause	Play / Pause
	Next track	Next track
	Brightness decrease	Brightness decrease
	Brightness increase	Brightness increase
	Screenshot	Screenshot
	Search	Search
	Application switching	Application switching
	Beckton Desktop	Back to Desktop
	Lock screen	Lock screen

Note: You need to press the “Fn” and “F1-F12” keys at the same time to make these multimedia keys work.

Product Parameter

Keyboard Product Parameter

Model No	KMCS01-1
Compatible Operating System	Windows 7 and above; MAC OS X 10.10 and above
Battery	2 AAA batteries
Sleep Time	Enter sleep mode after 30 minutes of inactivity
Operating Distance	Within 8 meters
Key Life	3 Million strokes Test
Wake Up Way	Press any key
Working Current	58mA
Product Dimension	384*142.5*18.5 mm

Mouse Product Parameter

Model No	KMCS01-2
FM mode	GFSK
DPI	800-1200 (default) -1600
Sleep Time	Enter sleep mode after 15 minutes of inactivity
Battery	1 AA batteries
Key Life	3 Million strokes Test
Wake Up Way	Press any key
Operating Distance	Within 8 meters
Working Current	58mA
Product Dimension	110*150*57 mm

Sleeping Mode

1. When the keyboard is not used for over 30 minutes, it will automatically enter the sleep mode, and the indicator light will be off. If you want to use the keyboard, press any key then it will be waken up within 3 seconds. The indicator light will be on.
2. When the mouse is not used for over 15 minutes, it will automatically enter the sleep mode, and the indicator light will be off. If you want to use the mouse, press left or right click, then it will be waken up within 3 seconds and the mouse is ready to work.


Package Contents

- 1 x Wireless Keyboard
- 1 x Wireless Mouse
- 1 x User Manual
- 1 x USB A/Type C Receiver

Company Information
Metrix Technology LLC
Customer Service: +1-978-496-8821
Email: cs@mytrixtech.com
Address: 13 Garabedian Dr. Unit C, Salem NH 03079
www.mytrixtech.com



Documents / Resources

	mytrix KMCS01 Wireless Keyboard and Mouse Combo [pdf] User Manual KMCS01 Wireless Keyboard and Mouse Combo, KMCS01, Wireless Keyboard and Mouse Co mbo, Keyboard and Mouse Combo, Mouse Combo, Combo
---	--

References

- [User Manual](#)