



Mytrix KMCS01-1 2.4G Wireless Keyboard and Mouse Combo User Manual

[Home](#) » [mytrix](#) » Mytrix KMCS01-1 2.4G Wireless Keyboard and Mouse Combo User Manual 

Contents

- [1 Mytrix KMCS01-1 2.4G Wireless Keyboard and Mouse Combo](#)
- [2 Product Information](#)
- [3 Product Usage Instructions](#)
- [4 PARTS](#)
- [5 2.4G Connection Steps](#)
- [6 Multimedia Keys](#)
- [7 Product Parameter](#)
- [8 Sleeping Mode](#)
- [9 Package Contents](#)
- [10 Company Information](#)
- [11 Documents / Resources](#)
 - [11.1 References](#)
- [12 Related Posts](#)



Mytrix KMCS01-1 2.4G Wireless Keyboard and Mouse Combo



Product Information

Specifications:

- Layout: US QWERTY
- Compatible Systems: Windows 7 and above, Mac OS X 10.10 and above

Product Usage Instructions

Switching System Modes:

To switch between Windows and Mac OS system modes, use the following key combinations:

- **Windows Mode:** Press FN + Q
- **Mac OS Mode:** Press FN + W

Key Functions:

The keys on the keyboard have dual functions depending on the system mode selected:

Key	Windows Mode	Mac OS Mode
Unlock	Windows unlock	Mac OS unlock
Screenshot	Capture screenshot	Capture screenshot
Application Switching	Switch between applications	Switch between applications
Back to Desktop	Return to desktop view	Return to desktop view
Lock Screen	Lock screen	Lock screen

Frequently Asked Questions (FAQ):

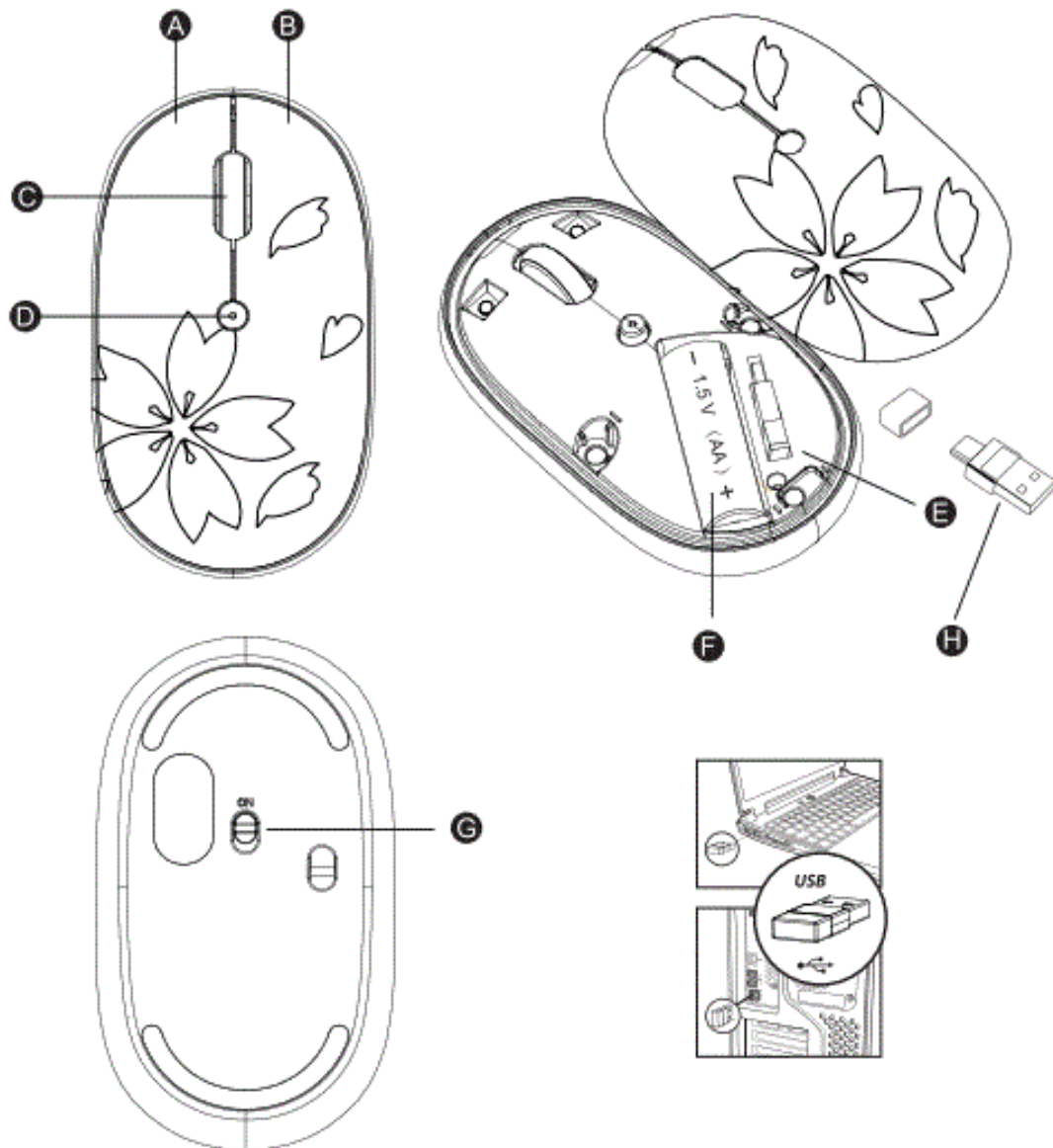
- Q: Can this keyboard be used with systems other than Windows and Mac OS?

A: The keyboard is specifically designed for use with Windows 7 and above, as well as Mac OS X 10.10 and above. It may not be fully compatible with other operating systems.

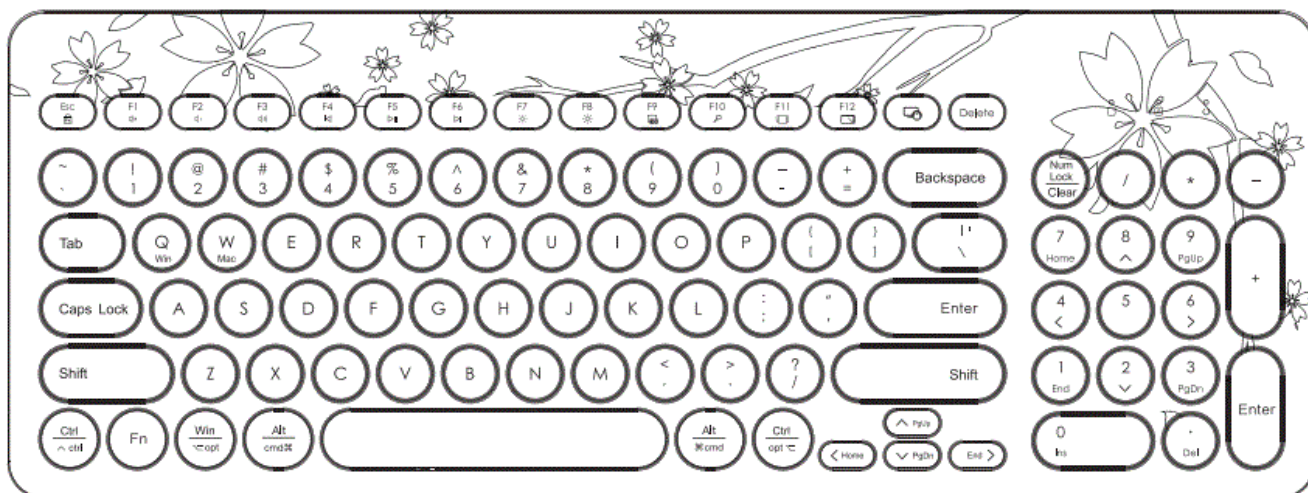
- Q: How can I take a screenshot using this keyboard?

A: In either Windows or Mac OS mode, press the designated screenshot key to capture a screenshot of the current screen.

PARTS

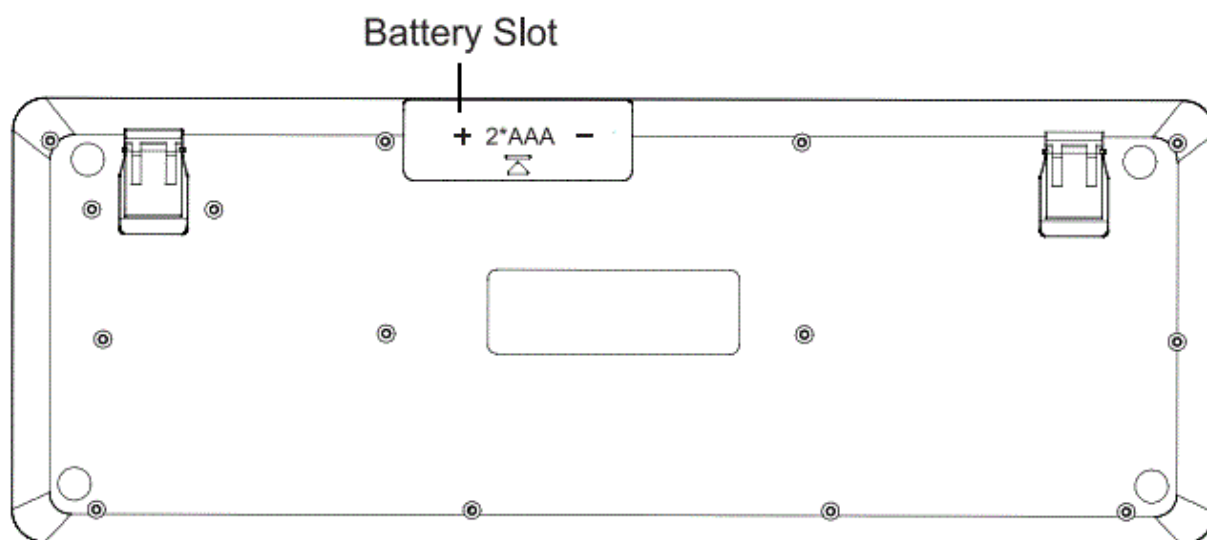
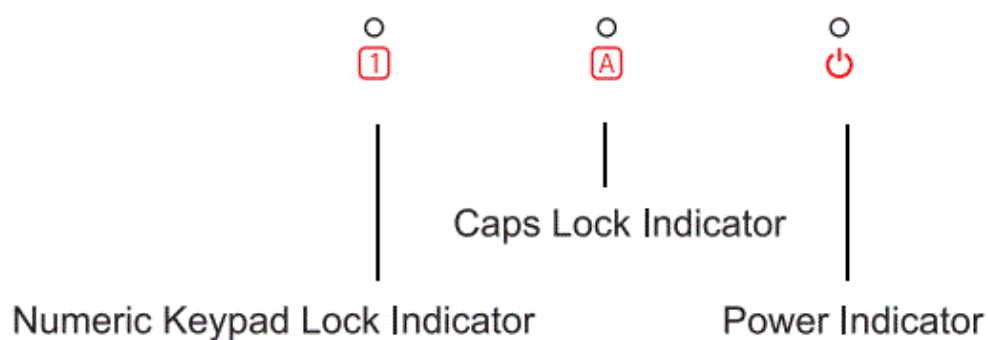


- A. Left Click
- B. Right Click
- C. Scroll Wheel
- D. DPI Button
- E. USB A/Type C Receiver
- F. Battery Slot
- G. Power Switch



 FN+Q(Win)Select Windows system mode

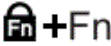













 FN+W(Mac)Select Mac OS system mode



2.4G Connection Steps

1. Open the battery cover at the bottom of the keyboard, insert 2 AAA batteries and then close the battery cover.
2. Open the cover of the mouse, insert 1 AA battery, take out the USB receiver, switch the power switch to ON, and close the battery cover.
3. Insert the USB A/Type C Receiver into the computer USB port.

Multimedia Keys

Key	Windows	Mac OS
 +Fn	Fn lock/unlock	Fn lock/unlock
	Mute	Mute
	Volume -	Volume -
	Volume +	Volume +
	Previous track	Previous track
	Play / Pause	Play / Pause
	Next track	Next track
	Brightness decrease	Brightness decrease
	Brightness increase	Brightness increase
	Screenshot	Screenshot
	Search	Search
	Application switching	Application switching
	Back to Desktop	Back to Desktop
	Lock screen	Lock screen

Note: You need to press the “Fn” and “F1-F12” keys at the same time to make these multimedia keys work.

Product Parameter

Keyboard Product Parameter

Model No	KMCS01-1
Compatible Operating System	Windows 7 and above; MAC OS X 10.10 and above
Battery	2 AAA batteries
Sleep Time	Enter sleep mode after 30 minutes of inactivity
Operating Distance	Within 8 meters
Key Life	3 Million strokes Test
Wake Up Way	Press any key
Working Current	≤8mA
Product Dimension	384*142.5*18.5 mm

Mouse Product Parameter

Model No	KMCS01-2
FM mode	GFSK
DPI	800-1200 (default) -1600
Sleep Time	Enter sleep mode after 15 minutes of inactivity
Battery	1 AA batteries
Key Life	3 Million strokes Test
Wake Up Way	Press any key
Operating Distance	Within 8 meters
Working Current	≤8mA
Product Dimension	110*150*57 mm

Sleeping Mode

1. When the keyboard is not used for over 30 minutes, it will automatically enter sleep mode, and the indicator light will be off. If you want to use the keyboard, press any key then it will be woken up within 3 seconds. The indicator light will be on
2. When the mouse is not used for over 15 minutes, it will automatically enter sleep mode, and the indicator light will be off. If you want to use the mouse, press left or right click, then it will wake up within 3 seconds and the mouse is ready to work

Package Contents

- 1 x Wireless Keyboard
- 1 x Wireless Mouse
- 1 x User Manual
- 1 x USB A/Type C Receiver

Company Information

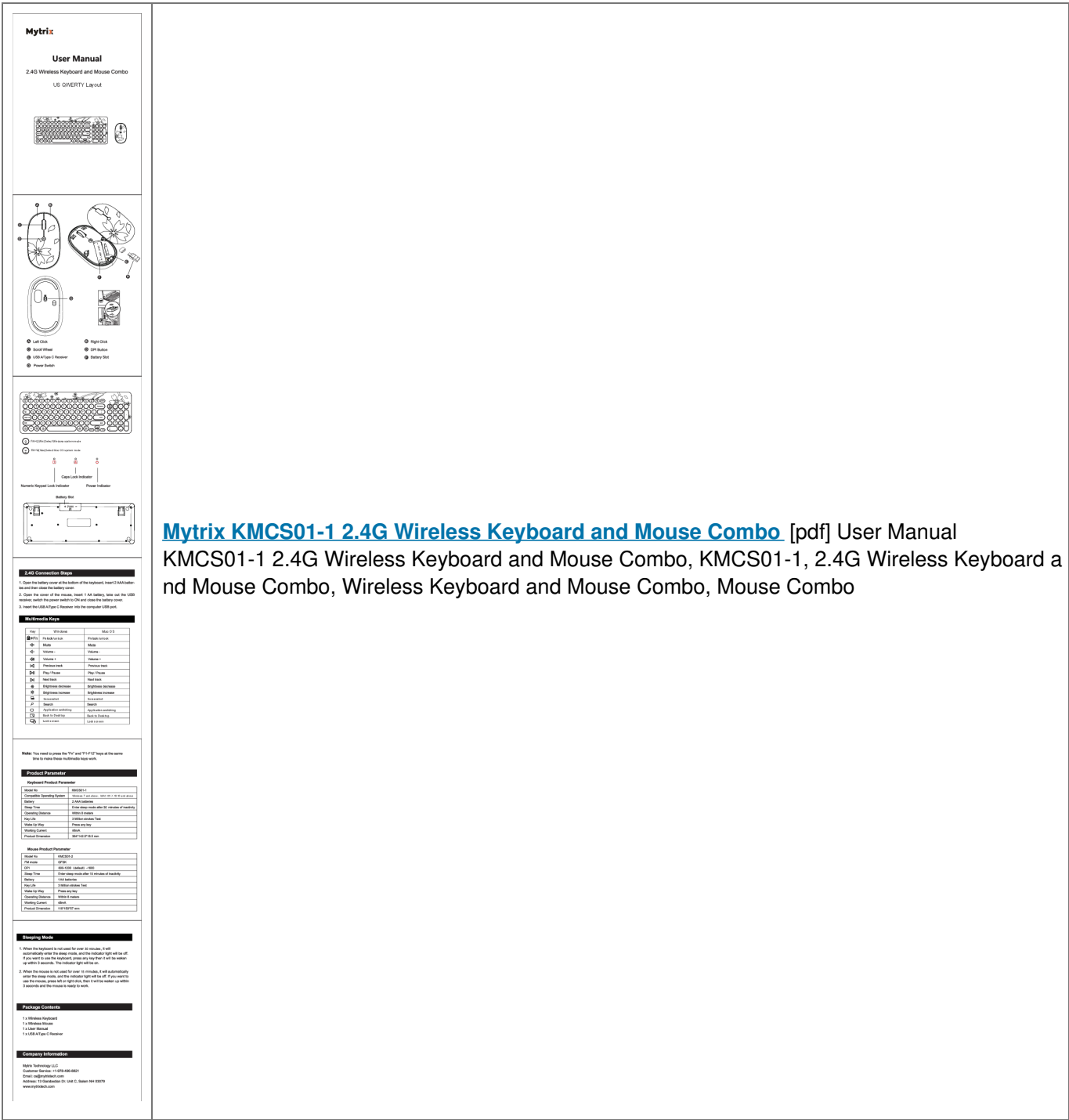
Mytrix Technology LLC

Customer Service: +1-978-496-8821

Email: cs@mytrixtech.com

Address: 13 Garabedian Dr. Unit C, Salem NH 03079 mytrixtech.com

Documents / Resources



References

- [User Manual](#)

[Manuals+.](#) [Privacy Policy](#)

This website is an independent publication and is neither affiliated with nor endorsed by any of the trademark owners. The "Bluetooth®" word mark and logos are registered trademarks owned by Bluetooth SIG, Inc. The "Wi-Fi®" word mark and logos are registered trademarks owned by the Wi-Fi Alliance. Any use of these marks on this website does not imply any affiliation with or endorsement.