



Mytrix K221 Pink Wireless Keyboard Mouse Set User Manual

[Home](#) » [mytrix](#) » Mytrix K221 Pink Wireless Keyboard Mouse Set User Manual 

Contents

- [1 Mytrix K221 Pink Wireless Keyboard Mouse Set](#)
- [2 Product Information](#)
- [3 Product Usage Instructions](#)
- [4 Multimedia Keys](#)
- [5 Product Parameter](#)
- [6 Documents / Resources](#)
 - [6.1 References](#)

Mytrix

Mytrix K221 Pink Wireless Keyboard Mouse Set



Product Information

This product is a keyboard with a US QWERTY layout. It has different modes for Windows and Mac operating systems.

Windows Mode

Windows mode can be selected by pressing **FN+Q (Win)**. In this mode, the keyboard is optimized for use with Windows systems.

Mac OS Mode

Mac OS mode can be selected by pressing **FN+W (Mac)**. In this mode, the keyboard is optimized for use with Mac OS systems.

Compatibility

This keyboard is compatible with:

- Windows 7 and above
- Mac OS X 10.10 and above

Product Usage Instructions

Switching between Windows and Mac OS Modes

To switch between Windows and Mac OS modes, use the following

key combinations:

Windows Mode

To select Windows mode, press **FN+QcWin**.

Mac OS Mode

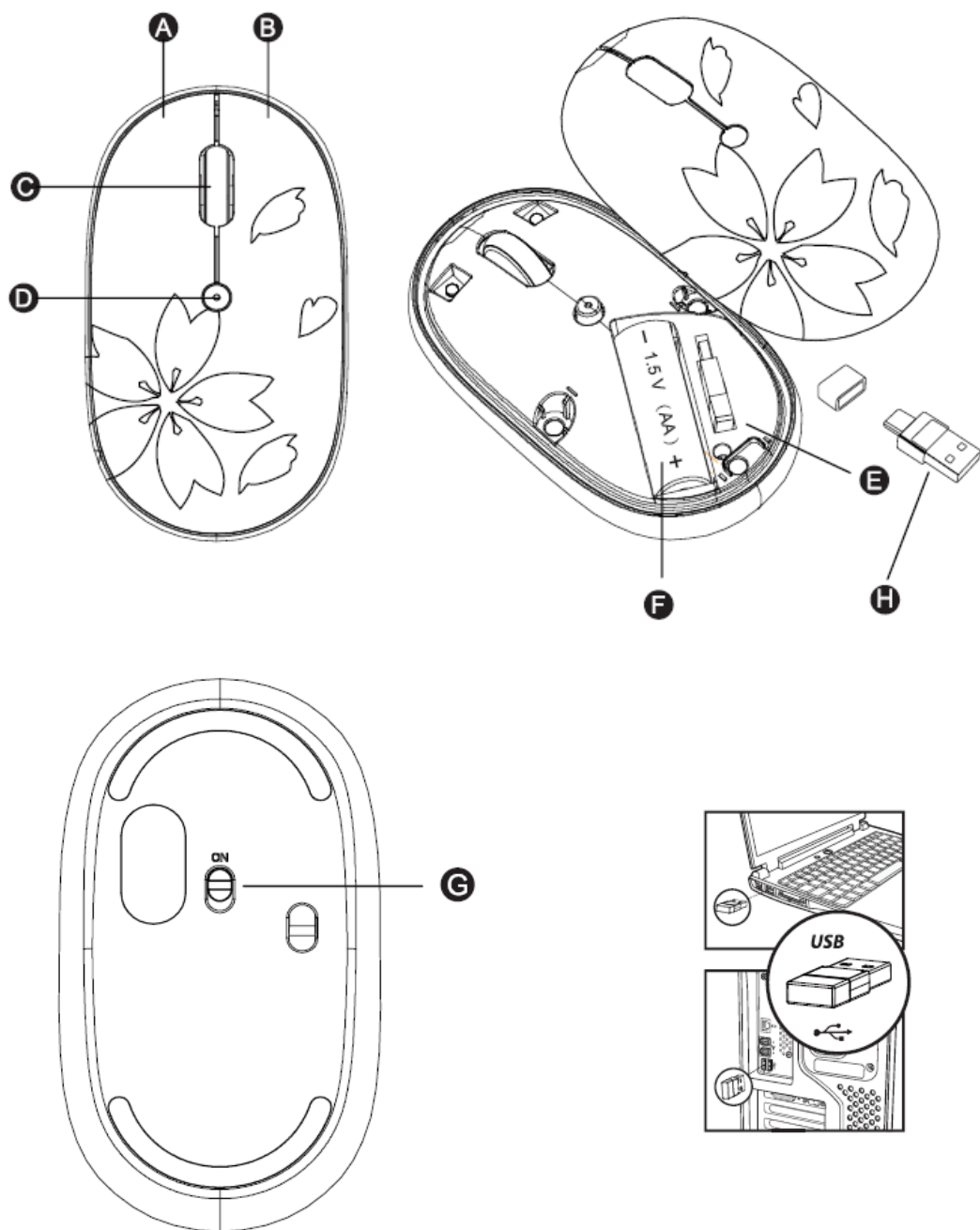
To select Mac OS mode, press **FN+WcMac**.

Key Functions

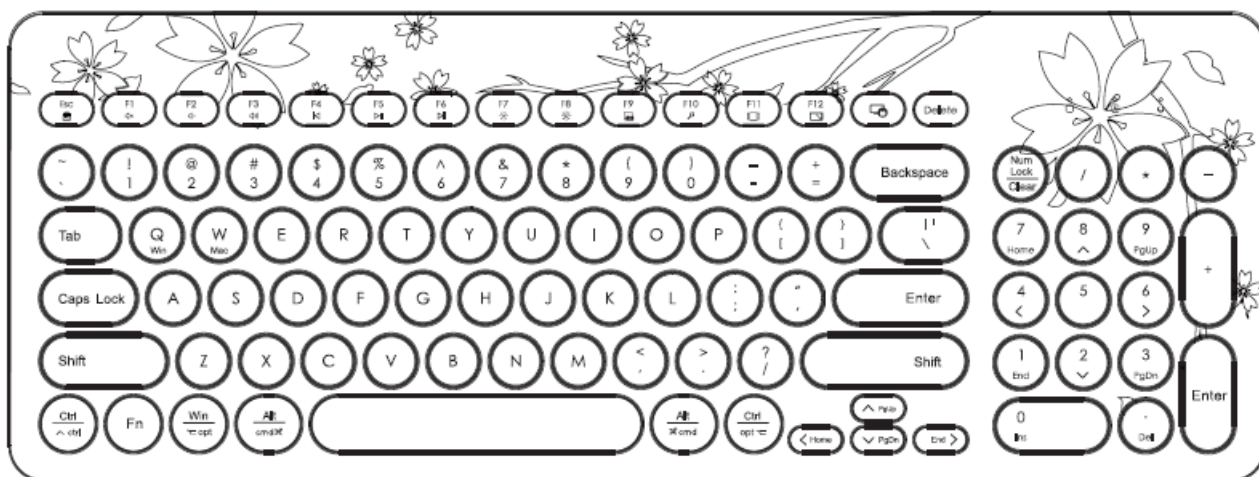
The keyboard has the following key functions:


Key	Windows Function	Mac OS Function
/unlock	Unlock Windows	Unlock Mac OS
Screenshot	Capture a screenshot	Capture a screenshot
Application switching	Switch between applications	Switch between applications
Back to Desktop	Go back to the desktop	Go back to the desktop
Lock screen	Lock the screen	Lock the screen


Note: The specific key combinations for Windows and Mac OS functions are not provided in the user manual.

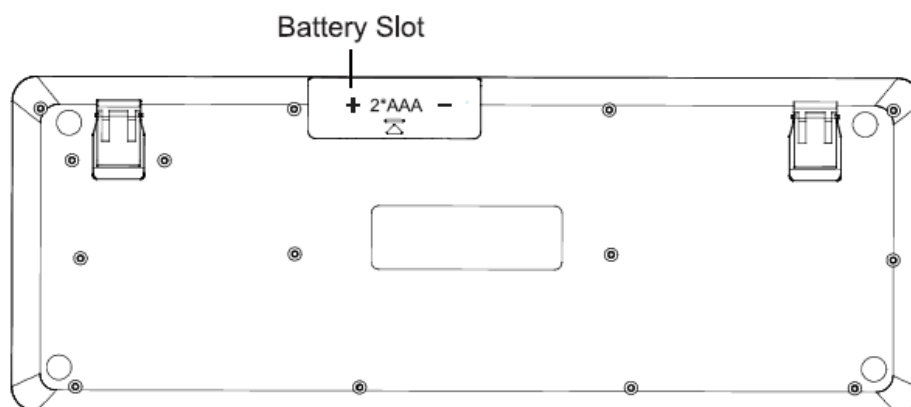
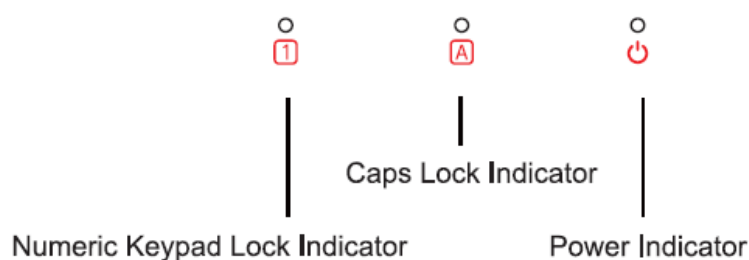


- A Left Click
- B Scroll Wheel
- C USB A/Type C Receiver
- D Power Switch
- E Right Click
- F DPI Button
- G Battery Slot



 **FN+Q(Win)**Select Windows system mode

 **FN+W(Mac)**Select Mac OS system mode



2.4G Connection Steps

1. Open the battery cover at the bottom of the keyboard, insert 2 AAA batteries and then close the battery cover.
2. Open the cover of the mouse, insert 1 AA battery, take out the USB receiver, switch the power switch to ON and close the battery cover.
3. Insert the USB A/Type C Receiver into the computer USB port.

Multimedia Keys

Key	Windows	Mac OS
 +Fn	Fn lock/unlock	Fn lock/unlock
	Mute	Mute
	Volume-	Volume –
	Volume+	Volume+
	Previous track	Previous track
	Play / Pause	Play/ Pause
	Next track	Next track
	Brightness decrease	Brightness decrease
	Brightness increase	Brightness increase
	Screenshot	Screenshot
	Search	Search
	Application switching	Application switching
	Back to Desktop	Back to Desktop
	Lock screen	Lock screen

Note: You need to press the “Fn” and “F1-F12” keys at the same time to make these multimedia keys work.

Product Parameter

Keyboard Product Parameter

Model No	KMCS01-1
Compatible Operating System	Windows 7 and above MAC OS X 10.10 and above
Battery	2 AAA batteries
Sleep Time	Enter sleep mode after 30 minutes of inactivity
Operating Distance	Within 8 meters
Key Life	3 Million strokes Test
Wake Up Way	Press any key
Working Current	$\leq 8\text{mA}$
Product Dimension	384 142.5*18.5 mm

Mouse Product Parameter

Model No	KMCS01-2
FM mode	GFSK
DPI	800-1200 (default) -1600
Sleep Time	Enter sleep mode after 15 minutes of inactivity
Battery	1 AA batteries
Key Life	3 Million strokes Test
Wake Up Way	Press any key
Operating Distance	Within 8 meters
Working Current	..;BmA
Product Dimension	110*150*57 mm

Sleeping Mode

1. When the keyboard is not used for over 30 minutes, it will automatically enter the sleep mode, and the indicator light will be off. If you want to use the keyboard, press any key then it will be waken up within 3 seconds. The indicator light will be on.
2. When the mouse is not used for over 15 minutes, it will automatically enter the sleep mode, and the indicator light will be off. If you want to use the mouse, press left or right click, then it will be waken up within
3. seconds and the mouse is ready to work.

Package Contents

- 1 x Wireless Keyboard
- 1 x Wireless Mouse
- 1 x User Manual
- 1 x USB A/Type C Receiver

Company Information

Mytrix Technology LLC


Customer Service: +1-978-496-8821

Email: cs@mytrixtech.com

Address: 13 Garabedian Dr. Unit C, Salem NH 03079

www.mytrixtech.com

Documents / Resources

	<p>Mytrix K221 Pink Wireless Keyboard Mouse Set [pdf] User Manual</p> <p>K221 Pink Wireless Keyboard Mouse Set, K221, Pink Wireless Keyboard Mouse Set, Wireless Keyboard Mouse Set, Keyboard Mouse Set, Mouse Set, Set</p>
---	---

References

- [User Manual](#)