


MYRON L CS910LS Multi Parameter Monitor Controllers Owner's Manual

[Home](#) » [MYRON L](#) » MYRON L CS910LS Multi Parameter Monitor Controllers Owner's Manual 



Contents

- 1 MYRON L CS910LS Multi Parameter Monitor Controllers Owner's Manual
- 2 BENEFITS
- 3 DESCRIPTION
- 4 SPECIFICATIONS: CS910 & CS910LS
- 5 LIMITED WARRANTY
- 6 Documents / Resources
 - 6.1 References



- Ideal for high purity water applications.
- Can be installed in-line, in a tank or as a submersion sensor¹.
- Dual O-ring seals for long term, in stream reliability.
- Customized cell constant is verified on each sensor for best accuracy.

BENEFITS

- Low Cost / High Performance.
- Temperature and Chemically Resistant Construction.
- Easy to Install.
- Cable Lengths Up to 100ft Available.
- Built in Temperature Sensor.

DESCRIPTION

The Myron L® Company CS910 and CS910LS Resistivity sensors are designed to operate in demanding environments. They are an excellent sensor for a wide variety of water quality applications but they are particularly well suited for applications where high purity water is required.

Process connections are made via a 3/4" NPT fitting. This fitting may be installed into a line or tank, or may be reversed so that the sensor can be inserted into a standpipe for use in submersion applications¹. The standard versions have a 316 stainless steel body and fittings made from temperature resistant and chemically non-reactive polypropylene. Optional fittings of stainless steel or PVDF (polyvinylidene difluoride) are available for even better chemical and temperature resistance.

All CS910 and CS910LS sensors are completely encapsulated and feature a dual O-ring seal design that ensures long life under demanding conditions. The outer O-ring bears the brunt of environmental attacks allowing the inner O-ring to maintain a reliable seal.

The built-in PT1000 RTD makes accurate and quick temperature measurements for superior temperature compensation²



Assembled CS910 Sensor

Standard cable length is 10ft. (3.05m) terminated with 5, tinned leads (4 signal; 1 shield; separate 5-pin terminal block included).

They are also available with optional 25ft (7.6m) or 100ft (30.48m) cables.

For more information please visit our website at www.myronl.com

1 Sensor back seal at cable exit is not water tight. ALWAYS mount the sensor in a standpipe for submersion applications.

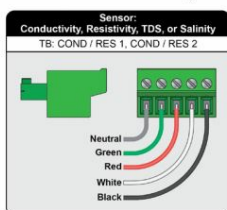
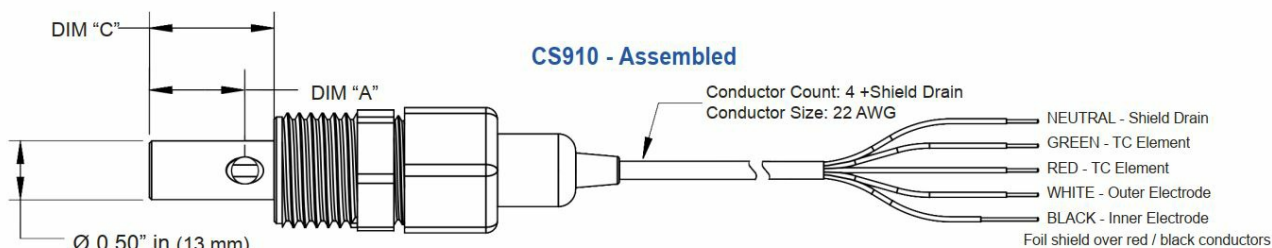
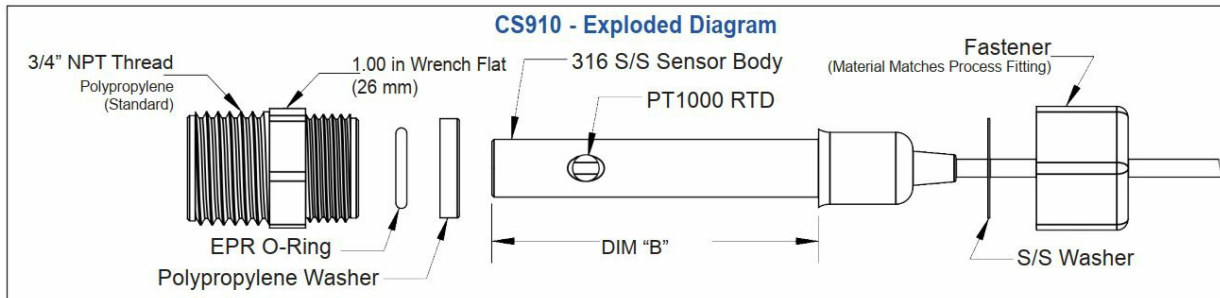
2 Temperature compensation can be deactivated to meet USP (United States Pharmacopoeia) requirements.

SPECIFICATIONS: CS910 & CS910LS

Measurement Range:	10 kΩ to 20 MΩ
Nominal Cell Constant:	0.05 ¹
Sensor Body:	316 Stainless Steel
Insulator:	Teflon
Process Fitting and Fastener:	Polypropylene (Standard); Also available in PVDF and Stainless Steel.
Dual O-rings:	EPR
Temperature Sensor:	PT1000 RTD
Temperature - Pressure: (By Fitting Material)	PP: 0 - 100 °C (32 - 212 °F) @ 0 - 100 PSIG (6.9 bar) PVDF: 0 - 100 °C (32 - 212 °F) @ 0 - 100 PSIG (6.9 bar)) S/S: 0 - 120 °C (32 - 248 °F) @ 0 - 200 PSIG (13.8 bar)
Physical Connection & Mounting:	3/4" NPT: In-line: May be installed in any orientation. Immersion: Requires a standpipe and coupler.
Electrical Connection (Standard):	10 ft. (3.05 m) long Shielded Cable: 22 AWG, 4 leads + Shield Drain Wire 5-pin Terminal Block Included.

1 Actual Cell Constant for each sensor is verified and recorded on the P/N label attached to the sensor cable.

Drawing not to scale



P/N Label

Model Number
K = X.XXXX
PT1000
S/N XXXXXX-XX

Recorded Cell Constant

Custom and OEM models available.

Key Dimensions (in / mm)

MODEL No.	"A"	"B"	"C"
CS910	0.80 / 20.3	2.75 / 69.9	1.25 / 37.8
CS910LS	0.80 / 20.3	6.00 / 152.4	4.25 / 108

Freelancer Desktop App

LIMITED WARRANTY

All Myron L® Company Resistivity Sensors have a Two (2) Year Limited Warranty. If sensor fails to function normally, return the unit to the factory prepaid. If, in the opinion of the factory, failure was due to materials or workmanship, repair or replacement will be made without charge. A reasonable service charge will be made for diagnosis or repairs due to normal wear, abuse or tampering. Warranty is limited to the repair or replacement of the sensor only. The Myron L® Company assumes no other responsibility or liability.

2450 Impala Drive
Carlsbad, CA 92010-7226 USA
Tel: +1-[760-438-2021](tel:+17604382021)
Fax: +1-[800-869-7668](tel:+18008697668) / +1-[760-931-9189](tel:+17609319189)
www.myronl.com

Built On Trust.

Founded in 1957, the Myron L® Company is one of the world's leading manufacturers of water quality instruments. Because of our commitment to product improvement, changes in design and specifications are possible. You have our assurance any changes will be guided by our product philosophy: accuracy, reliability, and simplicity.




© Myron L® Company 2020 DSCS910 09-20a

Printed in the USA

Read More About This Manual & Download PDF:

Documents / Resources

	<p>MYRON L CS910LS Multi Parameter Monitor Controllers [pdf] Owner's Manual CS910, CS910LS, CS910LS Multi Parameter Monitor Controllers, CS910LS, Multi Parameter Monitor Controllers, Parameter Monitor Controllers, Monitor Controllers, Controllers</p>
--	--

References

- [MLC Home | Myron L® Company](#)
- [User Manual](#)

[Manuals+](#), [Privacy Policy](#)

This website is an independent publication and is neither affiliated with nor endorsed by any of the trademark owners. The "Bluetooth®" word mark and logos are registered trademarks owned by Bluetooth SIG, Inc. The "Wi-Fi®" word mark and logos are registered trademarks owned by the Wi-Fi Alliance. Any use of these marks on this website does not imply any affiliation with or endorsement.