



**87504-267  
Secure View  
Smart Garage  
Opener with  
Built-in  
Camera**



## myQ 87504-267 Secure View Smart Garage Opener with Built-in Camera User Guide

[Home](#) » [myQ](#) » myQ 87504-267 Secure View Smart Garage Opener with Built-in Camera User Guide

### Contents

- [1 myQ 87504-267 Secure View Smart Garage Opener with Built-in Camera](#)
- [2 Popular features](#)
- [3 In the box](#)
- [4 Specifications](#)
- [5 Frequently Asked Questions](#)
- [6 Documents / Resources](#)
  - [6.1 References](#)



### myQ 87504-267 Secure View Smart Garage Opener with Built-in Camera



Secure View Smart Garage Opener with Built-in Camera, LED Corner-to-Corner Lighting™ System, Battery Backup, Ultra-Quiet Belt Drive®

**87504-267**

Secure View Smart Garage Opener with Built-in Camera, LED Corner-to-Corner Lighting System, Battery Backup, Ultra-Quiet Belt Drive

## Popular features

### **Quiet and smooth operation**

Best-in-class belt drive system and DC motor provide reliable operation and lasting service.

### **myQ® Connected**

Control, secure and monitor the garage from the myQ app anytime, from anywhere.

### **Secure in-garage delivery**

Enables Amazon Key In-Garage

Delivery – free for Amazon Prime members.

### **Battery backup**

Ensures garage access when the power is out.

### **Security+ 2.0®**

Safeguards garage access by sending a new code with every click of the remote.

### **Invisible light beam system**

Auto-reverses the garage door if there is an obstruction.

### **Posilock® protection**


Electronically protects against forced openings of the door.

### **Motion detection**

Lights the way automatically for additional safety.

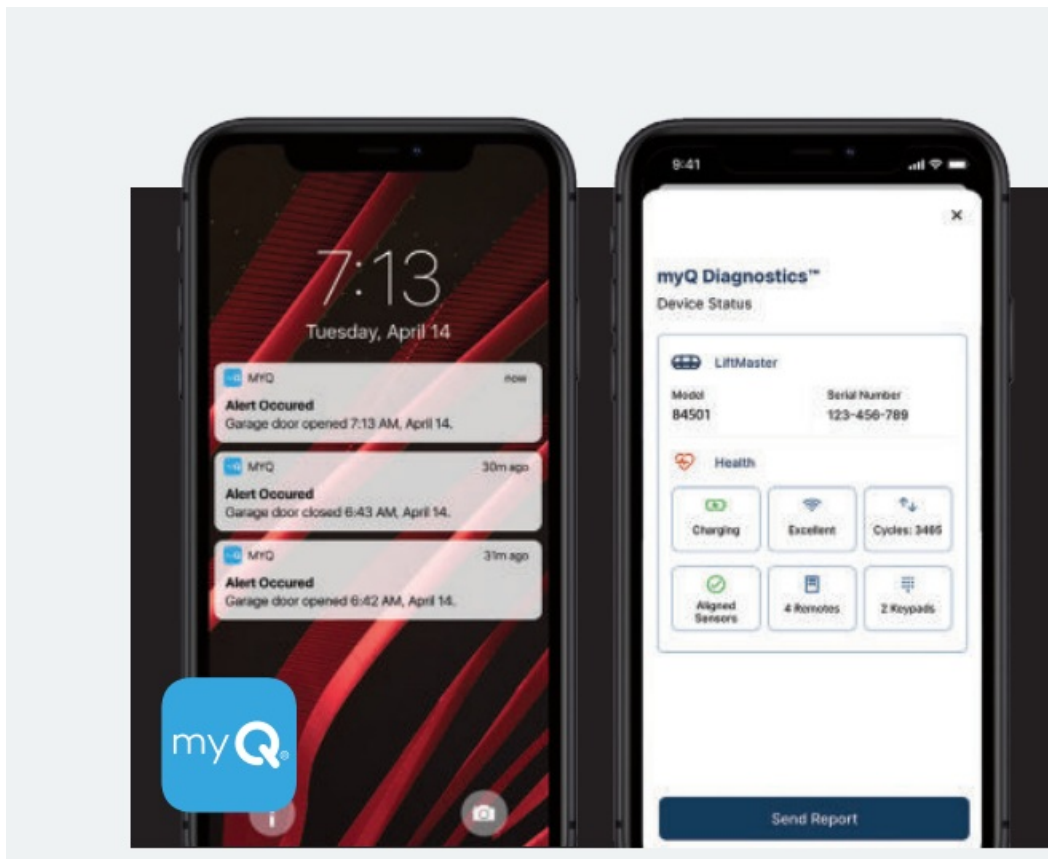
## Camera with 2-way communication

A built-in 140° wide angle camera lets you see and hear what's happening in your garage through the myQ app.




## Do more with myQ

Use the myQ app to control, secure and monitor your garage and conveniently share and manage access to your home without sharing passcodes or keys. Also, take the hassle out of service repair and easily connect to a trusted Dealer through the myQ app.



### Integrated LED Corner to Corner Lighting System

Increase the functionality of the garage and never change a garage light bulb again. The 2,000 lumens Corner to Corner lighting system provides a 360° ring of LED light that uniformly brightens every corner of the garage.



### In the box

**893MAX (Quantity: 2)**



### **3-Button Remote Control**

Operates up to 3 openers or myQ light accessories. Safeguards your home with Security+ 2.0.

**880LMW**



### **Smart Control Panel®**

Displays time and temperature, allows for easy programing and automatically activates light when you enter the garage.

**485LM**



### **Garage Door Opener Battery**

Integrated battery back up allows you to open and close your door even when the power is out.

**878MAX**



## Wireless Keyless Entry System

A personal four-digit pin code allows convenient access to your garage.

## Specifications

### Motor

12V DC, 53 RPM, automatic thermal protection, permanent lubrication

### Mechanics

- Steel chassis, T-rail and trolley, full reinforced belt drive mechanism (63:1 gear reduction and adjustable door arm)
- Auto-force adjustment for changing weather and environmental conditions
- Electronic limits for easy setup
- DC Wi-Fi logic board with built-in surge suppressor (for replacement logic boards, order part 050DCTB)

### Power

120V AC, 60 Hz voltage, 2.7A current rating, UL listed, 6' power cord (3-prong)

### Speed

9" per second upward, 6.5" per second downward

### Lighting

2,000 lumens integrated LED (360°)

### Dimensions

Opener head: 10.5" L x 18.7" W x 8.185" H

Note: when both decorative doors are open, the width of the opener is 30".

Rail Options:	7' (2777BD)	8' (2778BD)	10' (2770BD)
Installed Length:	124"	139"	163"
Max Opening:	7' 6"	8' 6"	10' 6"

Headroom clearance required: 2"

## **Warranties**

- Lifetime: Belt and Motor
- 5 Year: LED and Parts
- 1 Year: Battery, Camera and Accessories

## **Security+ 2.0**

- Radio controls: Operating range ~200'; Operating temperature: -40F to 150F; Two 3-Button Remote Controls (893MAX). Remote Control Code Format: Security+2.0, premium remote control is backwards compatible to all LiftMaster® openers manufactured since January, 1993; Garage Door Opener Code
- Format: Security+2.0; Anti-burglary coding.
- Encrypted controls: Smart Control Panel (880LMW);
- Timer-to-Close: Program remote controls, keypads and myQ accessories; Maintenance Alert System, easy Wi-Fi setup.

## **myQ Radio**

902-928 MHz 50-channel FHSS (frequently hopping spread spectrum); Provides 2-way communication from garage door opener and myQ accessories; Enables monitoring and control of garage door openers via smartphone or tablet. HomeLink® compatible (version 4.0 or higher) May require an external adapter depending on the model and year of vehicle. Visit [HomeLink.com](https://www.homelink.com) for additional information.

## **Carton 1 shipping details**

- Dimensions: 20.1" x 12.1" x 9.7"
- Contents: Garage Door Opener Head (87504-267), Battery (485LM), Smart Control Panel (880LMW), Two 3-Button Remote Controls (893MAX),
- Wireless Keyless Entry System (878MAX), The
- Protector System® Safety Reversing Sensors
- Weight: 25 lbs.

## **Carton 2 shipping details**

- Dimensions: 10'4" x 5" x 5" (for 7' Rail)
- Contents: Assembled Solid-Steel Belt T-Rail
- Weight: 17 lb.

## **For purchase and professional install**

Visit [LiftMaster.com](https://www.liftmaster.com)


## **For partners**

Orders: 800.282.6225 | Support: 800.528.2806 | Self-service: [LiftMasterTraining.com](https://LiftMasterTraining.com) © 2022 The Chamberlain Group LLC. All Rights Reserved. LiftMaster, the Liftmaster logo, myQ and the myQ logo are registered trademarks of The Chamberlain Group LLC. UL® and the UL logo are trademarks of UL LLC. Wi-Fi® is a registered trademark of Wi-Fi Alliance. HomeLink® and the HomeLink House® logo are registered trademarks of Gentex Corporation.




## Frequently Asked Questions

- **Q: How do I reset the Wi-Fi connection on my Secure View Smart Garage Opener?**
  - A: To reset the Wi-Fi connection, press and hold the Wi-Fi setup button on the opener until the LED light blinks rapidly. Follow the app instructions to reconnect to a Wi-Fi network.
- **Q: Can I install the garage opener myself or do I need professional assistance?**
  - A: While self-installation is possible, professional installation is recommended for optimal performance and warranty coverage. Visit [LiftMaster.com](https://LiftMaster.com) for professional installation services.

## Documents / Resources

	<a href="#">myQ 87504-267 Secure View Smart Garage Opener with Built-in Camera</a> [pdf] User Guide 87504-267, b87504-267 Secure View Smart Garage Opener with Built-in Camera, Secure View Smart Garage Opener with Built-in Camera, Garage Opener with Built-in Camera, Built-in Came ra
---	--

## References

-  [Homelink](#)
-  [LiftMaster.com](https://LiftMaster.com)
-  [LiftMasterTraining.com](https://LiftMasterTraining.com)
- [User Manual](#)

[Manuals+](#), [Privacy Policy](#)

This website is an independent publication and is neither affiliated with nor endorsed by any of the trademark owners. The "Bluetooth®" word mark and logos are registered trademarks owned by Bluetooth SIG, Inc. The "Wi-Fi®" word mark and logos are registered trademarks owned by the Wi-Fi Alliance. Any use of these marks on this website does not imply any affiliation with or endorsement.