



**87504-267
LiftMaster
Secure View
Smart Garage
Opener with
Built in
Camera**



myQ 87504-267 LiftMaster Secure View Smart Garage Opener with Built in Camera User Guide

[Home](#) » [myQ](#) » myQ 87504-267 LiftMaster Secure View Smart Garage Opener with Built in Camera User Guide 

Contents

- [1 myQ 87504-267 LiftMaster Secure View Smart Garage Opener with Built in Camera](#)
- [2 Product Usage Instructions](#)
- [3 Popular features](#)
- [4 Specifications](#)
- [5 FAQs](#)
- [6 Documents / Resources](#)
 - [6.1 References](#)



myQ 87504-267 LiftMaster Secure View Smart Garage Opener with Built in Camera



Product Usage Instructions

Installation:

1. Refer to the user manual for detailed installation instructions.
2. Ensure all components are included in the package before starting the installation.
3. Follow the step-by-step guide provided to correctly install the garage opener.

Operation:

1. Use the provided remote control or the myQ app to operate the garage door opener.
2. Ensure proper connectivity between the opener and your smartphone for remote operation.
3. Monitor the garage through the built-in camera using the myQ app for added security.

Maintenance:

1. Regularly check the functionality of the battery backup to ensure it is operational.
2. Clean the camera lens periodically for clear visibility.
3. Keep the garage door tracks lubricated for smooth operation.

87504-267

Secure View Smart Garage Opener with Built-in Camera, LED Corner-to-Corner Lighting System, Battery Backup, Ultra-Quiet Belt Drive

Popular features

Quiet and smooth operation

Best-in-class belt drive system and DC motor provides reliable operation and lasting service.

myQ® Connected

Control, secure and monitor the garage from the myQ app anytime, from anywhere.

Secure in-garage delivery

- Enables Amazon Key In-Garage
- Delivery – free for Amazon Prime members.

Battery backup

Ensures garage access when the power is out.

Security+ 2.0®

Safeguards garage access by sending a new code with every click of the remote.

Invisible light beam system

Auto-reverses the garage door if there is an obstruction.

Posilock® protection


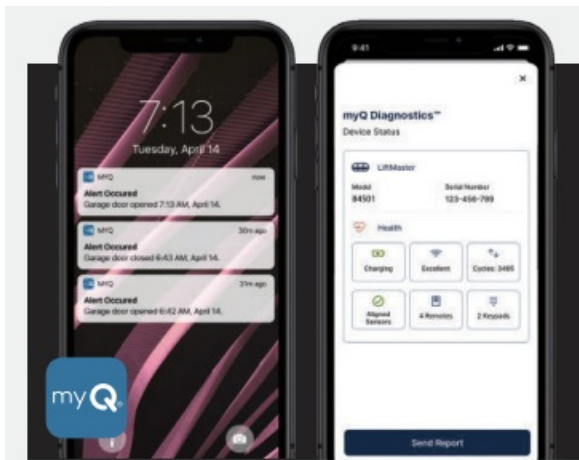
Electronically protects against forced openings of the door.

Motion detection

Lights the way automatically for additional safety.

Camera with 2-way communication

A built-in 140° wide angle camera lets you see and hear what's happening in your garage through the myQ app.



- **Do more with myQ**

Use the myQ app to control, secure and monitor your garage and conveniently share and manage access to your home without sharing passcodes or keys. Also, take the hassle out of service repair and easily connect to a trusted Dealer through the myQ app.

- **Integrated LED Corner to Corner Lighting System**

Increase the functionality of the garage and never change a garage light bulb again. The 2,000 lumens Corner to Corner lighting system provides a 360° ring of LED light that uniformly brightens every corner of the garage.

In the box



- **3-Button Remote Control**

Operates up to 3 openers or myQ light accessories. Safeguards your home with Security+ 2.0.

- **Smart Control Panel®**

Displays time and temperature, allows for easy programming and automatically activates light when you enter the garage.

- **Garage Door Opener Battery**

Integrated battery back up allows you to open and close your door even when the power is out.

- **Wireless Keyless Entry System**

A personal four-digit pin code allows convenient access to your garage.

Specifications

Motor

12V DC, 53 RPM, automatic thermal protection, permanent lubrication

Mechanics

- Steel chassis, T-rail and trolley, full reinforced belt drive mechanism (63:1 gear reduction and adjustable door arm)
- Auto-force adjustment for changing weather and environmental conditions
- Electronic limits for easy setup
- DC Wi-Fi logic board with built-in surge suppressor (for replacement logic boards, order part 050DCTB)

Power

120V AC, 60 Hz voltage, 2.7A current rating, UL listed, 6' power cord (3-prong)

Speed

9" per second upward, 6.5" per second downward

Lighting

2,000 lumens integrated LED (360°)

Dimensions

Opener head: 10.5" L x 18.7" W x 8.185" H

Note: when both decorative doors are open, the width of the opener is 30".

Rail Options:	7' (2777BD)	8' (2778BD)	10' (2770BD)
Installed Length:	124"	139"	163"
Max Opening:	7' 6"	8' 6"	10' 6"

Headroom clearance required: 2"

Warranties

- **Lifetime:** Belt and Motor
- **5 Year:** LED and Parts

- **1 Year:** Battery, Camera and Accessories

Security+ 2.0

Radio controls:

Operating range ~200'; Operating temperature: -40F to 150F; Two 3-Button Remote Controls (893MAX). Remote Control Code Format: Security+2.0, premium remote control is backwards compatible to all LiftMaster® openers manufactured since January, 1993; Garage Door Opener Code Format: Security+2.0; Anti-burglary coding.

Encrypted controls:

- Smart Control Panel (880LMW);
- Timer-to-Close; Program remote controls, keypads and myQ accessories; Maintenance
- Alert System, easy Wi-Fi setup.
- myQ Radio 902-928 MHz 50-channel FHSS (frequently hopping spread spectrum); Provides 2-way communication from garage door opener and myQ accessories; Enables monitoring and control of garage door openers via smartphone or tablet.
- HomeLink® compatible (version 4.0 or higher)
- May require an external adapter depending on the model and year of vehicle. Visit [HomeLink.com](https://www.HomeLink.com) for additional information.

Carton 1 shipping details

- Dimensions: 20.1" x 12.1" x 9.7"
- Contents: Garage Door Opener Head (87504-267), Battery (485LM), Smart Control Panel (880LMW), Two 3-Button Remote Controls (893MAX), Wireless Keyless Entry System (878MAX), The Protector System® Safety Reversing
- Sensors Weight: 25 lbs.

Carton 2 shipping details

- Dimensions: 10'4" x 5" x 5" (for 7' Rail)
- Contents: Assembled Solid-Steel Belt T-Rail Weight: 17 lb.

For purchase and professional install

Visit [LiftMaster.com](https://www.LiftMaster.com)

For partners

- Orders: 800.282.6225 | Support: 800.528.2806 | Self service: [LiftMasterTraining.com](https://www.LiftMasterTraining.com)
- © 2022 The Chamberlain Group LLC. All Rights Reserved.
- LiftMaster, the Liftmaster logo, myQ and the myQ logo are registered trademarks of The Chamberlain Group LLC. UL® and the UL logo are trademarks of UL LLC. Wi-Fi® is a registered trademark of Wi-Fi Alliance. HomeLink® and the HomeLink House® logo are registered trademarks of Gentex Corporation.
- LMGDENPG87504267_202201_MC21

FAQs


Q: How do I reset my wireless keyless entry pin code?

A: Refer to the user manual for instructions on resetting the pin code on the wireless keyless entry system.

Q: Can I install additional myQ accessories with this garage opener?

A: Yes, you can easily integrate and control additional myQ accessories using the myQ app provided with the garage opener.

Documents / Resources

	<p>myQ 87504-267 LiftMaster Secure View Smart Garage Opener with Built in Camera [pdf] User Guide</p> <p>87504-267, 87504-267 LiftMaster Secure View Smart Garage Opener with Built in Camera, LiftMaster Secure View Smart Garage Opener with Built in Camera, View Smart Garage Opener with Built in Camera, Opener with Built in Camera, Built in Camera</p>
---	---

References

- [!\[\]\(661ad2fdbe8fa1392f2b194cfa45d124_img.jpg\) Homelink](#)
- [!\[\]\(4193cdf1061c98ac39c3073e7f9019f2_img.jpg\) LiftMaster.com](#)
- [!\[\]\(4caf182c2ec1a7bf8758f380863453a1_img.jpg\) LiftMasterTraining.com](#)
- [User Manual](#)

[Manuals+](#), [Privacy Policy](#)

This website is an independent publication and is neither affiliated with nor endorsed by any of the trademark owners. The "Bluetooth®" word mark and logos are registered trademarks owned by Bluetooth SIG, Inc. The "Wi-Fi®" word mark and logos are registered trademarks owned by the Wi-Fi Alliance. Any use of these marks on this website does not imply any affiliation with or endorsement.