



MyCharge Hub Universal 4400 HBLC44V User Manual

[Home](#) » [myCharge](#) » MyCharge Hub Universal 4400 HBLC44V User Manual 

Contents

- [1 MyCharge Hub Universal 4400 HBLC44V](#)
- [2 IN THIS PACKAGE:](#)
- [3 RECHARGING HUB UNIVERSAL](#)
- [4 LED INDICATORS](#)
- [5 CHARGING DEVICES](#)
- [6 WARNING/SAFETY HAZARD INFORMATION](#)
- [7 WARRANTY INFORMATION:](#)
- [8 FCC COMPLIANCE:](#)
- [9 DOWNLOAD](#)
- [10 Related Posts](#)

MyCharge Hub Universal 4400 HBLC44V

QUICK START GUIDE

Thank you for choosing myCharge HUB UNIVERSAL 4400

REGISTER your product at [myCharge.com](https://mycharge.com) You will be entered to win one of our amazing gifts!

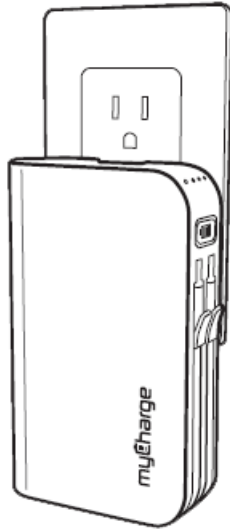
IN THIS PACKAGE:

- HUB UNIVERSAL 4400

- Quickstart guide

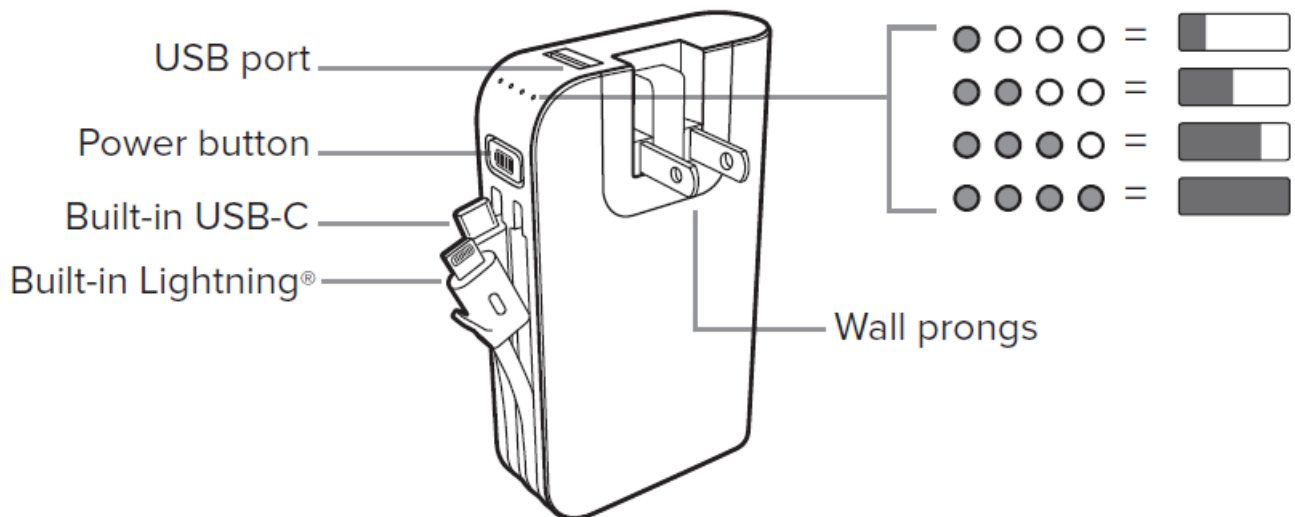
RECHARGING HUB UNIVERSAL

Pull out the built-in wall prongs and plug into wall outlet.
Fully charged unit shows 4 solid, non-blinking LEDs.



LED INDICATORS

Press power button to see battery level




CHARGING DEVICES

Pull out the built-in USB-C or Lightning® cable and plug into device. Charging should begin automatically – if it doesn't, press the power button.

Charges 3 devices at once:







- 2 via built-in cables

- 1 more via USB port



WARNING/SAFETY HAZARD INFORMATION

READ ALL WARNINGS AND INSTRUCTIONS PRIOR TO USE. FAILURE TO READ AND OBSERVE WARNINGS AND INSTRUCTIONS AND/OR IMPROPER USE OF THE PRODUCT MAY RESULT IN FIRE OR EXPLOSION, EXCESS HEAT, TOXIC FUMES AND SEVERE INJURY TO PERSONS AND PROPERTY:

| | |
|---|--|
|  | Do not expose battery to extreme temperature including direct sunlight, stoves, hot cars or other high temperature environments which will cause the battery to generate heat, explode, combust and/or ignite. |
|  | Avoid dropping or otherwise damaging the battery. If dropped or damaged, do not use battery. |
|  | Do NOT attempt to disassemble or repair any part of the battery or its casing. |
|  | Use only accredited accessories to recharge the battery. Using a charging device, method or apparatus that did not come with the battery may cause the battery to generate heat, explode, combust and/or ignite. |
|  | It is unlawful to dispose of batteries in the garbage. Always take batteries to a recycling center. |
|  | WARNING: Cancer and Reproductive Harm – www.P65Warnings.ca.gov |

WARRANTY INFORMATION:

We provide a one-year limited warranty from the date of purchase. Keep a copy of your receipt as proof of

purchase and register your product at mycharge.com and check for the latest product updates as they develop. Failure to register your product and/or to provide proof of purchase may void the warranty.

MYCHARGE SUPPORT: Go to support.mycharge.com

WARRANTY INSTRUCTIONS: Go to mycharge.com/warranty and select your model.

FCC COMPLIANCE:

Warning – Changes or modifications to this unit not expressly approved by the party responsible for compliance could void the user's authority to operate the equipment.

myCharge is a registered trademark of RFA Brands, LLC. © 2020 myCharge. All Rights Reserved.

Use of the Made for Apple badge means that an accessory has been designed to connect specifically to the Apple product(s) identified in the badge, and has been certified by the developer to meet Apple performance standards. Apple is not responsible for the operation of this device or its compliance with safety and regulatory standards.

Please note that the use of this accessory with an Apple product may affect wireless performance.

iPhone and Lightning are trademarks of Apple Inc., registered in the U.S. and other countries.

Android is a trademark of Google LLC.

HBLC44V-A

DOWNLOAD

MyCharge Hub Universal 4400 HBLC44V User Manual – [[Download PDF](#)]
