



## MyCharge Adventure 4400mAh AVR44E User Manual

[Home](#) » [myCharge](#) » MyCharge Adventure 4400mAh AVR44E User Manual 

### Contents

- [1 MyCharge Adventure 4400mAh AVR44E User Manual](#)
- [2 RECHARGING ADVENTURE4400](#)
- [3 LED INDICATORS](#)
- [4 CHARGING DEVICES](#)
- [5 WARNING/SAFETY HAZARD INFORMATION](#)
- [6 ATTENTION:](#)
- [7 DOWNLOAD](#)
- [8 Related Posts](#)

### MyCharge Adventure 4400mAh AVR44E User Manual



Thank you for choosing myCharge ADVENTURE4400

## RECHARGING ADVENTURE4400

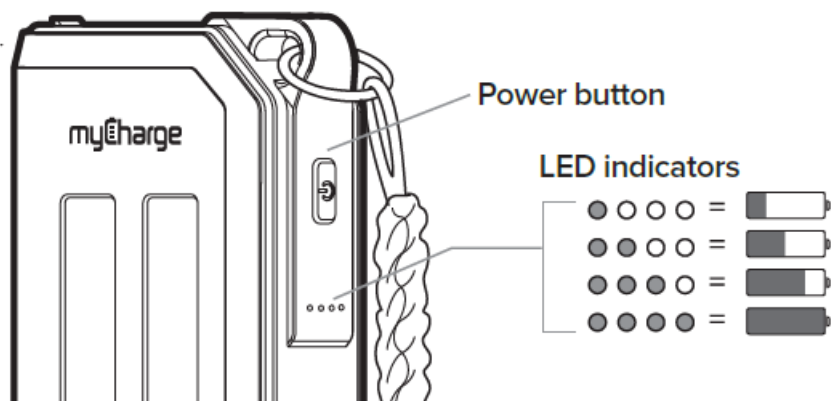
Connect the included recharging cable to any USB power source.  
Fully charged unit shows 4 solid, non-blinking LEDs.

**3 ways to recharge:** From wall outlet, car, computer



## LED INDICATORS

Press power button to see battery level



## CHARGING DEVICES







Using your own cable, plug the USB end into the ADVENTURE4400 and the other end into your device. Charging should begin automatically – if it doesn't, press the power button.  
Charge up to 2 devices at once.



## WARNING/SAFETY HAZARD INFORMATION

READ ALL WARNINGS AND INSTRUCTIONS PRIOR TO USE. FAILURE TO READ AND OBSERVE WARNINGS AND INSTRUCTIONS AND/OR IMPROPER USE OF THE PRODUCT MAY RESULT IN FIRE OR

EXPLOSION, EXCESS HEAT, TOXIC FUMES AND SEVERE INJURY TO PERSONS AND PROPERTY:

	Do not expose battery to extreme temperature including direct sunlight, stoves, hot cars or other high temperature environments which will cause the battery to generate heat, explode, combust and/or ignite.
	Avoid dropping or otherwise damaging the battery. If dropped or damaged, do not use battery.
	Do NOT attempt to disassemble or repair any part of the battery or its casing.
	Use only accredited accessories to recharge the battery. Using a charging device, method or apparatus that did not come with the battery may cause the battery to generate heat, explode, combust and/or ignite.
	 It is unlawful to dispose of batteries in the garbage. Always take batteries to a recycling center.
	<b>WARNING:</b> Cancer and Reproductive Harm <a href="http://www.P65Warnings.ca.gov">www.P65Warnings.ca.gov</a>

**WARRANTY INFORMATION:** We provide a one-year limited warranty from the date of purchase. Keep a copy of your receipt as proof of purchase and register your product at [mycharge.com](http://mycharge.com) and check for the latest product updates as they develop. Failure to register your product and/or to provide proof of purchase may void the warranty.

**MYCHARGE SUPPORT:** Go to [support.mycharge.com](http://support.mycharge.com)

**WARRANTY INSTRUCTIONS:** Go to [mycharge.com/warranty](http://mycharge.com/warranty) and select your model.

**FCC COMPLIANCE:** Warning – Changes or modifications to this unit not expressly approved by the party responsible for compliance could void the user's authority to operate the equipment.  
myCharge is a registered trademark of RFA Brands, LLC. © 2022 myCharge. All Rights Reserved.

**ATTENTION:**

- Do not charge or recharge electronics in wet environments
- Do not use if dropped from more than 1 meter
- Port cover must be completely closed to protect from water, dust, and other debris

---

**DOWNLOAD**

